

JUNE

Math Practice



Name: _____

FACT F

crack

Directions: Crack the code by solving the addition and subtraction problems. Write the corresponding letter on the line.

Riddle: Where do you find mini ice creams?

| | | | |
|-------|------|---|------|
| S | 7 | C | 52 |
| | + | | - 33 |
| <hr/> | | | |
| N | 3 | L | 6 |
| | - | | - 2 |
| <hr/> | | | |
| E | 95 | A | |
| | - 25 | | + |
| <hr/> | | | |
| | 92 | | 46 |
| <hr/> | | | |
| | 92 | | 19 |

COLLECTING SEASHELLS

skip-counting by 10s

Directions: Skip-count by 10s to find the missing number.

| | | | |
|--|--|--|--|
| | | | |
| | | | |
| | | | |
| | | | |
| | | | |

©Jodie Baker

Name: _____

TRIBUTES

Write the name

is longer

side equal sides

parallel sides

vertices

vertices

pair of



2nd Grade



June MATH

2nd grade

Table of Contents

*This product includes 10 math practice pages themed for June. Each practice page is a skill that students can master through routine practice.














1. Collecting Seashells: Skip-counting by 10s
2. Place Value Number Search
3. Comparing Numbers with Three Digits
4. I Scream for Ice Cream Addition and Subtraction Color by Code
5. Fact Fluency Crack the Code
6. Telling Time with Analog Clocks
7. Money Word Problems
8. Sandcastles: Measure and Compare
9. Beach Scavenger Hunt Picture Graph
10. Shapes and Attributes Crossword Puzzle

Name: _____ Date: _____

COLLECTING SEASHELLS

skip-counting by 10s

Directions: Skip-count by 10s to find the missing number.



Name: _____

Date: _____



PLACE VALUE

number search



Directions: Use the place value to determine each number. Then write the answer and find the number in the number search.

| | | | | | | | | | |
|---|---|---|---|---|---|---|---|---|---|
| 1 | 3 | 2 | 5 | 7 | 1 | 4 | 8 | 9 | 4 |
| 0 | 2 | 8 | 4 | 9 | 8 | 6 | 2 | 1 | 5 |
| 2 | 1 | 8 | 3 | 7 | 5 | 6 | 9 | 8 | 7 |
| 9 | 6 | 7 | 4 | 9 | 5 | 8 | 0 | 3 | 2 |
| 7 | 0 | 7 | 3 | 8 | 7 | 6 | 5 | 1 | 2 |
| 0 | 8 | 9 | 2 | 1 | 0 | 3 | 7 | 5 | 4 |
| 6 | 9 | 1 | 8 | 4 | 3 | 6 | 5 | 0 | 7 |
| 9 | 1 | 9 | 4 | 7 | 2 | 1 | 3 | 0 | 5 |

- One thousand, three hundreds, two tens, and five ones _____
- Nine hundreds, five tens, and eight ones _____
- Four thousands, five hundreds, seven tens, and two ones _____
- Seven thousands, six tens, and nine ones _____
- Three hundreds and five ones _____
- Two thousands, one hundred, and three ones _____
- Eight hundreds, seven tens, and seven ones _____
- Nine thousands, eight hundreds, six tens, and two ones _____

Name: _____

Date: _____

I SCREAM FOR ICE CREAM

addition and subtraction color by code



Red = 0-10



Green = 25



Purple = 35



Yellow = 45



Pink = 55



Brown = 65



Orange = 75



Blue = 80-100

18+17

50+25

31+14

95-20

50-15

85-40

50-40

15+30

55+20

50-25

50+45

47+41

52-7

35-0

100-25

50+50

100-12

87-12

22+13

99-18

54+36

12+23

75-50

27+28

27+28

75-20

46-1

41-16

37+8

86-31

57+18

85-10

30+35

92-27

26+19

25+10

75-30

97-32

57+8

100-55

20+15

100-75

45+30

80-5

100-55

95-20

35+10

50-5

43+32

27+18

35-10

Name: _____ Date: _____




TELLING TIME

with analog clocks




Directions: Read the time on each clock. Then circle the correct time.



1:05

1:55

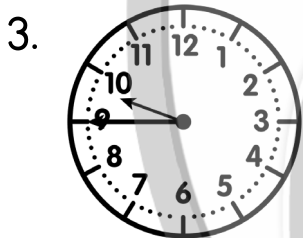
1:15



7:50

6:45

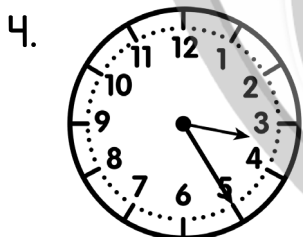
6:55



9:15

9:45

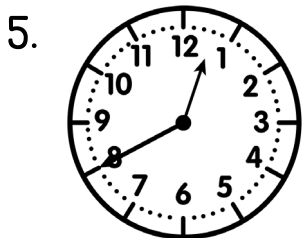
9:40



3:25

4:25

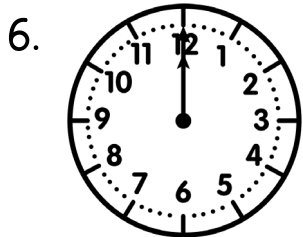
3:52



1:40

12:08

12:40



1:00

12:00

12:30

Terms of Use



How Can I Use This Resource?

Thank you for trusting MagiCore. Our mission is to create resources that support teachers and promote student success. Please note that this resource is licensed for use by a single teacher in a classroom setting. If you need to use this resource with more than one teacher and/or across multiple classrooms, additional licenses are available at a discount. You can purchase additional licenses by visiting your TPT "Purchases" page and then selecting "Download Additional Licenses" or by contacting me at julie@magicorelearning.com.



Good to Go



Not O.K.

- Use this resource personally or with your own children.
 - Use this resource in your own classroom with your students.
 - Provide this resource to your students to use at your instruction.
 - Print and/or copy for use in your own classroom.
 - Provide printed pages to a substitute teacher with the sole purpose of instructing your students.
 - Share with your students via a secure document portal or electronic learning platform that requires individual user verification and limits access to only the students in your own classroom (e.g. Google Classroom).
 - Review this resource with others with the sole purpose of recommending it to others for purchase, provided you share one of the links below:
- <https://magicorelearning.com/>
- <https://www.teacherspayteachers.com/Store/Magicore>
- Share with others to use personally.
 - Share with others to use in another classroom.
 - Print or copy any page(s) and distribute them to other teachers or other classrooms.
 - Publish or host online in a manner where any of the material is accessible to anyone who is not a student in your own classroom, including but not limited to personal, classroom, or district websites that are accessible to the general public.
 - Use this resource commercially (e.g. Outschool).
 - Publish, sell, or otherwise distribute this product to anyone in manner inconsistent with these terms of use.

Let's Connect!

www.magicorelearning.com



<https://www.teacherspayteachers.com/Store/Magicore>



<https://www.facebook.com/Magicorelearning/>



<https://www.instagram.com/magicorelearning>

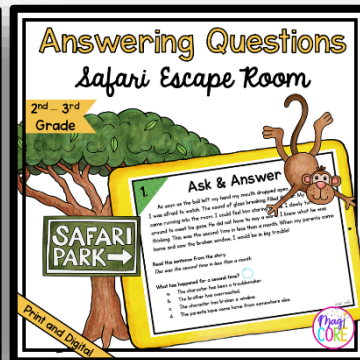




<https://www.pinterest.com/magicorelearning/>



Julie@magicorelearning.com

Looking for more?



CREDITS

