

MATH READ-ALoud SKILL STORIES

PLACE VALUE


SET 1

Bundle

MATH READ-ALoud SKILL STORIES

10 MORE, 10 LESS

A Hike for Treasures
A Math Read-Aloud Skill Story for Ten More, Ten Less




PRINT & INTERACTIVE DIGITAL VERSIONS

Magi CORE

MATH READ-ALoud SKILL STORIES

COMPARING NUMBERS

No Greater Uncle
A Math Read-Aloud Skill Story for Comparing Numbers



SET 1: PLACE VALUE


PRINT & INTERACTIVE DIGITAL VERSIONS

Magi CORE

MATH READ-ALoud SKILL STORIES

PLACE VALUE

One Valuable Pup
A Math Read-Aloud Skill Story for Place Value



SET 1:


PRINT & INTERACTIVE DIGITAL VERSIONS

Magi CORE

MATH READ-ALoud SKILL STORIES

COUNTING TO 120

Today Counts
A Math Read-Aloud Skill Story for Counting to 120



SET 1: PLACE VALUE

PRINT & INTERACTIVE DIGITAL VERSIONS

Magi CORE

PRINT & INTERACTIVE DIGITAL VERSIONS



WHAT'S INSIDE?



PRINTABLE PDFs and **INTERACTIVE**
DIGITAL VERSIONS included.

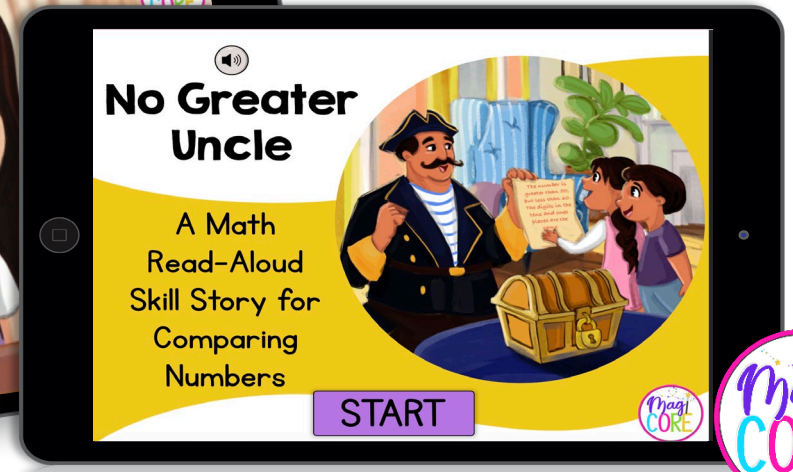
- Engaging math read-aloud skill stories
- “STOP AND SOLVE” tasks throughout each story
- AND links to interactive digital versions

**Printable Slides &
Digital Links Included**



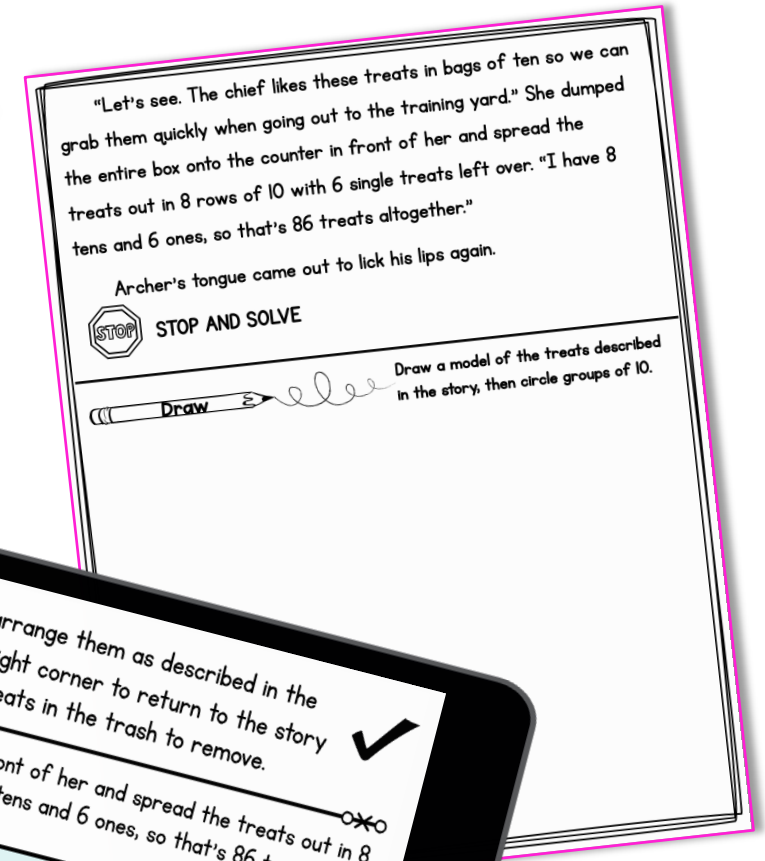
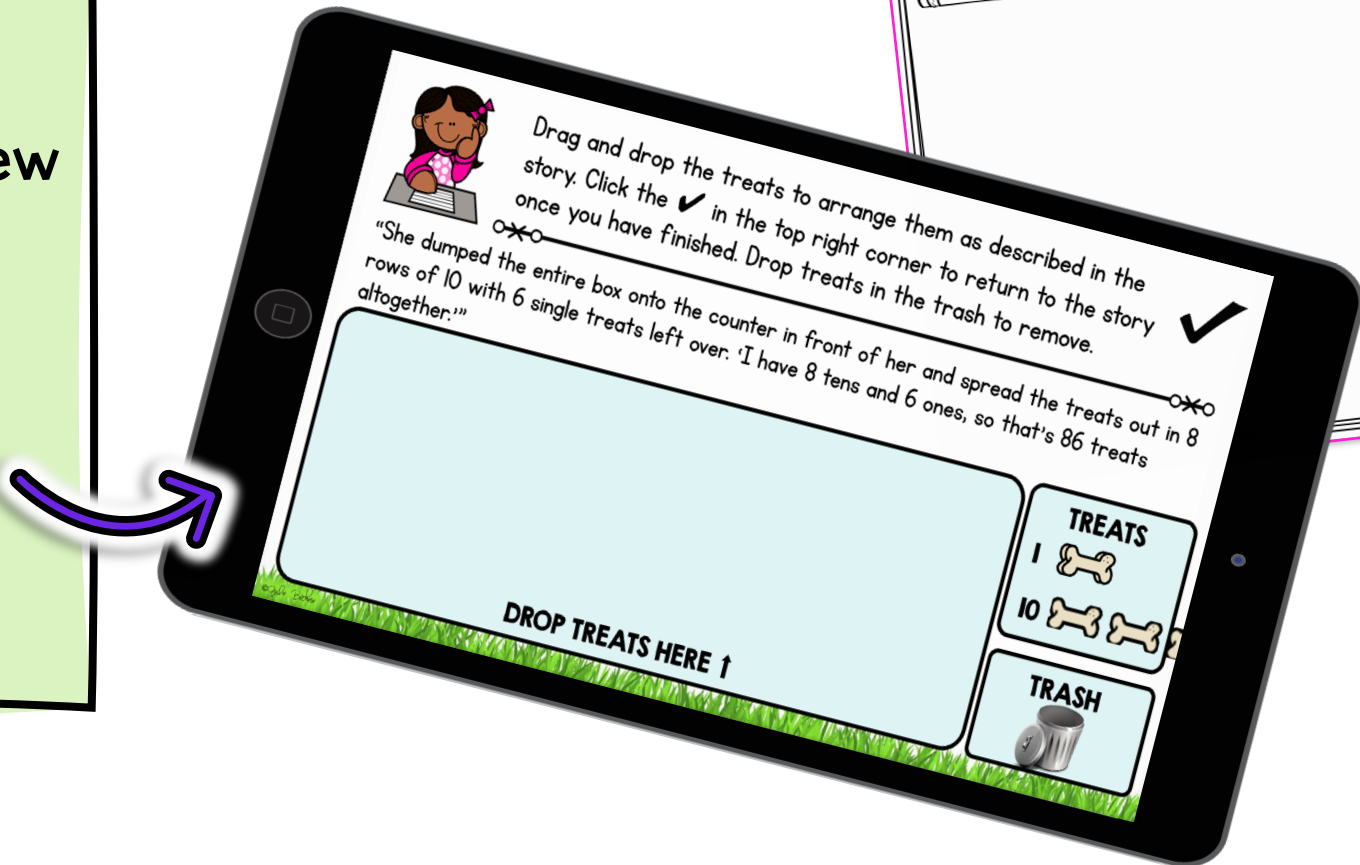
4 ENGAGING MATH STORIES

- Activities targeting essential math skills.
- Teachers can quickly check student work.
- Exciting narrative stories to keep students engaged.
- Cross-curricular practice.



STANDARD ALIGNED

- Skill-focused, scaffolded activities
- Great for end of unit review and scaffolded review throughout the year
- Set 1 including:
 - 1.NBT.A.1
 - 1.NBT.B.2
 - 1.NBT.B.3
 - 1.NBT.C.5
 - 1.NBT.C.6




READ ALOUD

- Engage in whole class instruction with an interactive read-aloud
- Read-aloud to students while they follow along with the story
- "STOP AND SOLVE" activities for skills-based practice along the way



DIGITAL VERSION

- Same format as the print version
- Perfect for individual activity and small groups
- Audio playback buttons to read-aloud the story to students
- Interactive "STOP AND SOLVE" activities


 Use the clues from the text to figure out what the mystery number is. Then, type the mystery number in the text boxes. Click the ✓ in the bottom right corner to return to the story once you have finished.

— — — — —


“The number is greater than 50 but less than 60. The digits in the tens and ones places are the same.”

51	
52	
53	
54	
55	
56	
57	
58	
59	

TENS	ONES
?	?



TAKE A PEEK



"That's us!" Anika tugged Samar into the house after giving their mom a wave goodbye.

Uncle Devi took their backpacks and dropped them by the couch. "It just so happens I received three clues today to unlock this box." He wiggled it, something shaking about inside. "Unfortunately, the clues have some tricky math in them. I fear we will never know what treasures lie within." He sighed dramatically.

"We love math, Uncle Devi!" Samar knocked his knuckles on the box. "Let us see the clues."



Uncle Devi set the box on the coffee table in the living room and kneeled in front of it. He picked up a yellowed scrap of paper from the table. Samar and Anika took spots on either side of their uncle, eager to see the first clue.

©Julie Becker



"You must guess the number if you want the next clue. Follow the hints. That's what you'll do," Uncle Devi read.

Anika continued reading. "The number is greater than 50 but less than 60. The digits in the tens and ones places are the same."




Write  What information do you know?

Tens	Ones



©Julie Becker

Samar grabbed a pad and pencil. He wrote the numbers 51, 52, 53, 54, 55, 56, 57, 58, and 59. "These are all the numbers between 50 and 60. Only one has the same digit in the tens and ones places. The answer is 55!"



Uncle Devi clapped. "You are correct, rascal!"

"But how does 55 lead us to the next clue?" Anika asked with a frown.



Uncle Devi grinned. "Where have you seen the number 55 here in this house?"


Samar popped up and ran across the living room to the bookcases near Uncle Devi's television. He pointed to the framed picture of Uncle Devi in his high school hockey jersey. "Your number was 55!" Samar picked up the frame, and sure enough, another scrap of yellowed paper was stuck to the back. He plopped back down next to Uncle Devi.


©Julie Becker




AND ANOTHER PEEK





 Nana came to stand next to Ava. "These rocks are organized into rows with the same number of rocks in each row, except for that last row which only has 5 rocks in it." She pointed to the first row. "How many are in this row?"



 Once they entered, they followed the signs until they got to a room full of tables. Each table had rows and rows of beautiful rocks on them. Some were smooth, and others had rough edges. Some were big, and others were small. Some had glittery bits in them, and others were swirled with so many colors.

"These are amazing." Ava stepped up to one of the tables covered with rocks. A square sign on the table had the words *The World Rocks, A Collection of Rocks From Around the Globe*. "I wonder how many rocks are in this collection. There are too many to count."


 Ava put her finger over the first rock in that row and then moved it along as she counted. "This row has 1, 2, 3, 4, 5, 6, 7, 8, 9, 10. There are 10 rocks here."


"Okay," Nana said. "Now we can count by tens for the full rows." She pointed to the first row again. "We'll start with 10, 20, 30..." Nana raised an eyebrow at Ava, silently telling her to continue counting.

Click here to  and  solve

  Click each group of rocks and count by tens as described in the story. Select the total number of rocks you counted. Click the in the bottom right corner to return to the story once you have finished.

"Now we can count by tens for the full rows." She pointed to the first row again. "We'll start with 10, 20, 30..." Nana raised an eyebrow at Ava, silently telling her to continue counting.



 How many rocks in all? 90 100 110