

Reading Comprehension

1st Grade



1st Grade

Compare & Contrast

Giant Land Room

This cover shows a cartoon boy and girl in a jungle setting. A pink banner at the top right says '1st Grade'. The title 'Compare & Contrast' is written in large, bold, green letters with a white outline. Below it, the words 'Giant Land' and 'Room' are partially visible in blue.



GLE • WEBSCAPE



ESCAPE ROOM BUNDLE

PRINTABLE • GOOGLE • WEBSCAPE™

Print & Digital Options

Printable Directions

Materials:

- Printed challenges (passages & questions) & Puzzle piece set for each group
- Computer or tablet for videos (Optional)
- Printed QR codes for videos (Optional)
- Certificate of completion & "oops" cards (Optional)

Duration: Approximately 90 minutes. You can also split this up into four 20- to 30-minute activities over four days, having students complete one challenge per day.

Prep:

Print challenge materials. Each team will need the passage and related questions for each of the four challenges.

Directions:

1. Split your class into teams of 4-5 students. Ensure teams are multi-level.
2. (Optional) Show the introduction video to the whole class.
3. Give each team their envelope for challenge #1.
4. Allow time for each team to work through the challenge. As they are working, they should circle their answers. Then, teams must turn in their answers to the teacher to check before the teacher will give them their puzzle piece, which grants them access to the consecutive challenge.
5. Teacher may show completion videos after each challenge is solved, or students can scan the provided QR codes to watch the video on their own device. These codes can be hung around the classroom. (Optional)
6. Add some friendly competition by awarding the first team to complete all four challenges and assemble their puzzle the provided certificate. Assign "oops" cards to help create equity. Give an "oops" card to students who are taking the lead, to encourage them to step back and give other students a turn. (Optional)

©2018 Parker

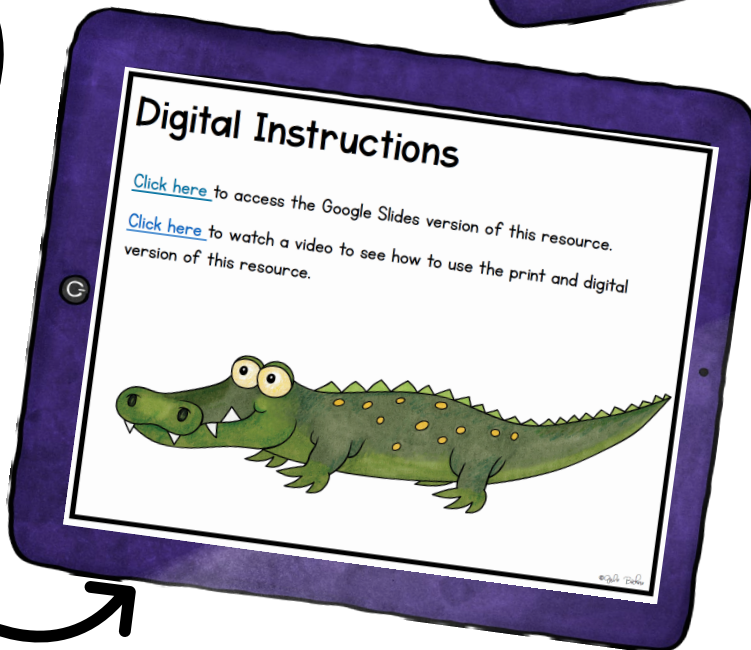


Print

- Low prep
- Student collaboration
- Can eliminate technology

Google Slides

- Decoder included for self correcting
- Videos



Webscape

- Self correcting
- Easy to follow
- Animation
- Videos
- Audio

Skill Focused Units



Videos Tell the Story



Reading Comprehension Challenges



What is a Jungle?

Jungles are thick forests. They are found near the equator. The climate of a jungle is hot. Jungles are part of tropical rainforests. The treetops in a jungle are thin. Sunlight can reach the ground.

The sun makes plants grow. Vines and grasses cover the jungle floor. It is hard to walk through a jungle. Many plants and animals live there. Scientists haven't found everything that lives in the jungle yet.



Challenges are Scaffolded



1

What is a jungle?



Click here to view the text

Where can jungles be found?

In the arctic.

In deserts.


In the woodlands.

In tropical rainforests.

Interactive



Great work! Drag and drop to add the magnifying glass to your luggage. Then, continue to complete your mission.



Short Passages

3.

Shooting Stars


There are many of them. They leave streaks of light in our Solar System. **Comets** are one of these. These dust grains may have seen a comet trail at then. This is c

Famous Meteor Shower

The Perseids are the most popular meteor shower. They are active in August.

Anacondas

Anacondas are found in the swamps and rivers of the South American jungle. They are among the largest snakes in the world. They are 20-30 feet long. Anacondas weigh over 500 pounds. These snakes are great swimmers. They aren't venomous. Anacondas are constrictors. They squeeze their prey until it stops breathing. Their mouths open wide. These snakes swallow their meals whole. They eat fish and rodents. Wild pigs, deer, and jaguars are on the menu, too. They don't need to eat for weeks after a large meal. Anacondas are active at night. They don't lay eggs. They give birth to live young, instead. Anacondas live for about 10 years in the wild. They are not endangered.

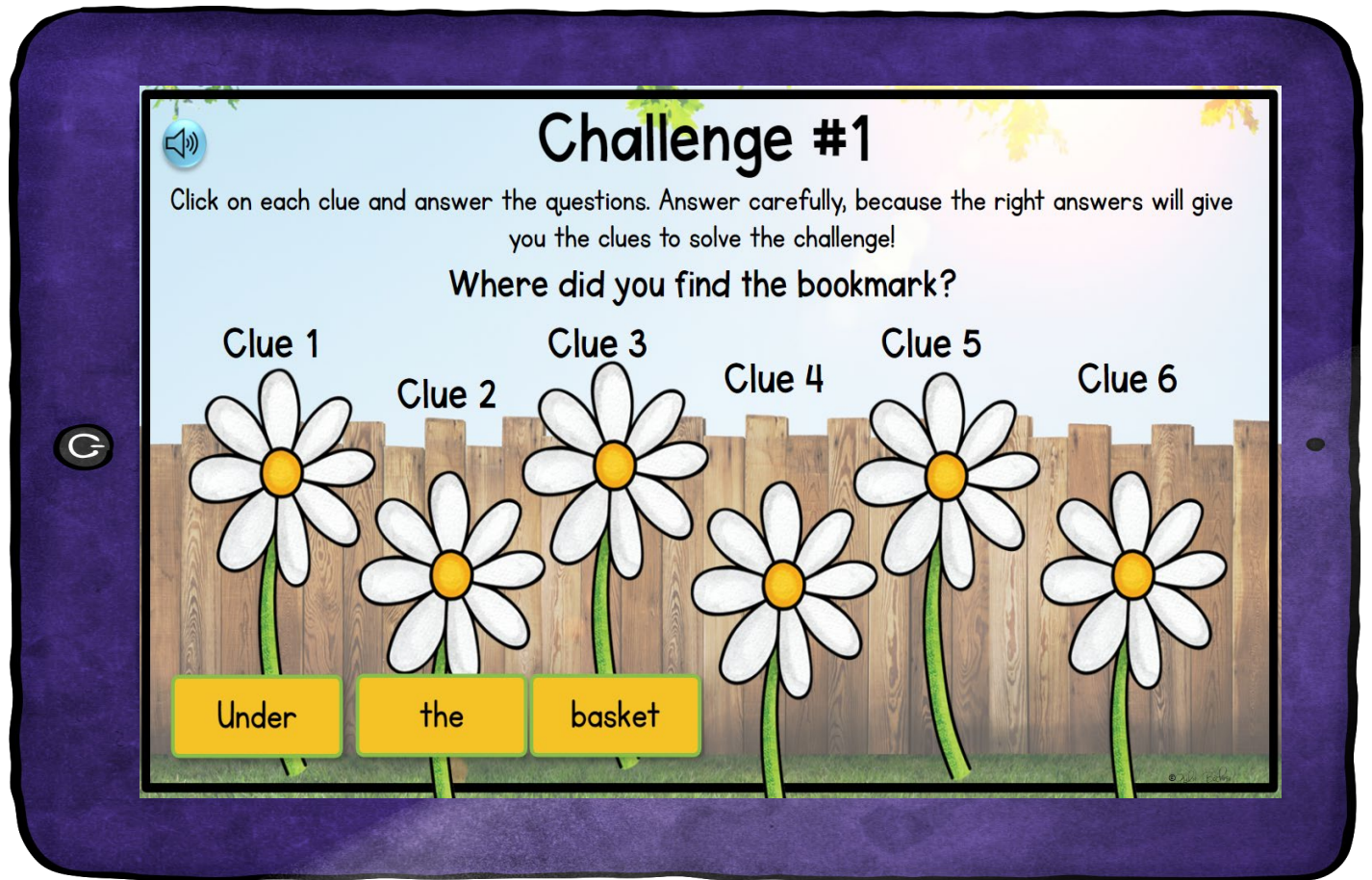


Webscape™



Most immersive and easy-to-follow experience.
Students follow directions with the click of a button.

Webescape™



Includes option for audio on directions, passages, and questions.

Webscape™



Self-correcting but maintains rigor by ensuring students are not guessing.

Printable Version Includes "Ooops!" Challenges

Ooops!

You took a drink of a sleepy potion.



NO HELPING YOUR TEAM FOR 3
MINUTES!

©2011 Bobbi

Ooops!

You have been caught by the Tweedle Twins!



YOU MUST STAY QUIET FOR 5
MINUTES. NO SPEAKING!

©2011 Bobbi

Printable Version

Includes Recording

Brochure & Decoder

Safari Decoder

Use the following codes for each challenge to unlock the secret item and move to the next challenge.

	Question 1	Question 2	Question 3
Challenge 1	a = My b = It c = The d = On	a = lion b = animals c = zebras d = birds	a = it b = had c = ar d = wer

	Question 1	Question 2	Question 3
Challenge 2	a = My b = The c = His d = Her	a = feet b = tongue c = trunk d = path	a = the b = kept c = it d = pf

	Question 1	Question 2	Question 3
Challenge 3	a = They b = The c = I d = We	a = had b = used c = stole d = could	a = see b = a c = only d = hec

	Question 1	Question 2	Question 3
Challenge 4	a = A b = He c = She d = The	a = saw b = tried c = grabbed d = large	a = w b = w c = of d = to

CHALLENGE 1




	Answer	Code
1.		
2.		
3.		
4.		
5.		
6.		

What was difficult about getting this snapshot?

CHALLENGE 2

	Answer	Code
1.		
2.		
3.		
4.		
5.		
6.		

What was difficult about getting this snapshot?



CHALLENGE 3



	Answer	Code
1.		
2.		
3.		
4.		
5.		
6.		

What was difficult about getting this snapshot?

Google Slides Prompt Students to Collect Puzzle Pieces

You found a piece of the Jungle
Tree House! Cut (CTRL+X) and
paste (CTRL+V) this piece to your
puzzle board.

