

# AUGUST

## Math Practice



Name: \_\_\_\_\_ Date: \_\_\_\_\_

### FACT FLUENCY

*crack the code*

Directions: Can you crack the code? Solve the addition and subtraction problems. Write the corresponding numbers in the code boxes.

Riddle: What is a snake's favorite food?

I	53 + 27	S
T	43 + 39	Y

97 80

Name: \_\_\_\_\_ Date: \_\_\_\_\_

### WRITE THE MISSING NUMBER

*even numbers*

Directions: Write the missing even numbers that are divisible by two. Fill in the missing numbers.

	88	
8		
	112	

Name: \_\_\_\_\_ Date: \_\_\_\_\_

### WRITING TIME

*analog and digital clocks*

Directions: Rise and shine! Draw the time on each analog clock. Then write the time on each digital clock.

1. Half past 12	2. Half past 4	3. Half past 9
4. Quarter to 2	5. Quarter to 6	6. Quarter to 1
7. Quarter past 3	8. Quarter past 10	9. Quarter past 8

2nd Grade



# August MATH

2<sup>nd</sup> grade

## Table of Contents

\*This product includes 10 math practice pages themed for August. Each practice page is a skill that students can master through routine practice.

1. Add and Subtract: Secret Message
2. Back to School: Addition and Subtraction
3. Write the Missing Number: Even Numbers
4. Fun in the Sun Addition Color by Code
5. Fact Fluency Crack the Code
6. S is for School Subtraction Color by Code
7. Shopping at the School Store
8. Writing Time: Analog and Digital Clocks
9. Basketball Pictograph
10. Name the Shape: 2D Shapes

Name: \_\_\_\_\_ Date: \_\_\_\_\_



# ADD AND SUBTRACT



## secret message

**Directions:** Welcome back to school! Using mental strategies, solve each addition and subtraction problem. Then fill in the secret code.

$$\begin{array}{r} \text{---} \\ 10+9 \\ \text{---} \end{array} \quad \begin{array}{r} \text{---} \\ 12+12 \\ \text{---} \end{array} \quad \begin{array}{r} \text{---} \\ 9+9 \\ \text{---} \end{array}$$
$$\begin{array}{r} \text{---} \\ 15+7 \\ \text{---} \end{array} \quad \begin{array}{r} \text{---} \\ 6+6 \\ \text{---} \end{array} \quad \begin{array}{r} \text{---} \\ 15+9 \\ \text{---} \end{array} \quad \begin{array}{r} \text{---} \\ 5+6 \\ \text{---} \end{array} \quad \begin{array}{r} \text{---} \\ 20+3 \\ \text{---} \end{array}$$
$$\begin{array}{r} \text{---} \\ 19+5 \\ \text{---} \end{array} \quad \begin{array}{r} \text{---} \\ 12+5 \\ \text{---} \end{array} \quad \begin{array}{r} \text{---} \\ 13+8 \\ \text{---} \end{array}$$
$$\begin{array}{r} \text{---} \\ 15+4 \\ \text{---} \end{array} \quad \begin{array}{r} \text{---} \\ 14+10 \\ \text{---} \end{array} \quad \begin{array}{r} \text{---} \\ 10+8 \\ \text{---} \end{array}$$

$$\begin{array}{r} \text{---} \\ 7+7 \\ \text{---} \end{array} \quad \begin{array}{r} \text{---} \\ 9+6 \\ \text{---} \end{array} \quad \begin{array}{r} \text{---} \\ 2+10 \\ \text{---} \end{array} \quad \begin{array}{r} \text{---} \\ 8+8 \\ \text{---} \end{array} \quad \begin{array}{r} \text{---} \\ 8+9 \\ \text{---} \end{array} \quad \begin{array}{r} \text{---} \\ 10+10 \\ \text{---} \end{array} \quad !$$

### Key

A= 24	B= 22
C= 1	D= 21
E= 23	F= 2
G= 20	H= 8
I= 19	J= 10
K= 26	L= 3
M= 18	N= 17
O= 16	P= 13
Q= 4	R= 12
S= 14	T= 15
U= 9	V= 11
W= 25	X= 5
Y= 6	Z= 7

Name: \_\_\_\_\_ Date: \_\_\_\_\_


# BACK TO SCHOOL

## addition and subtraction

**Directions:** It's time for school! Help the bus reach the school by solving each addition and subtraction problem below.





1. Kamryn has 54 crayons. Brittany has 38 crayons. How many crayons do they have altogether?	2. Darren bought 26 glue sticks. He used 14 for a school project. How many does he have left?
--	---



4. Tyrone sharpened 62 pencils. Timothy sharpened 17 pencils. How many pencils did they sharpen in all?	
---	--

3. Kayla checked out 42 books from the library. She returned 23 books. How many books does she have left to read?	
---	--

	
---	--



5. Molly ran 22 laps around the field. Felecia ran 31 laps around the field. How many more laps did Felecia run than Molly?	6. Michael read 71 pages of his book. Brandon read 25 pages. How many pages did they read altogether?
---	---

Record your answers:

- |    |    |
|----|----|
| 1. | 2. |
| 3. | 4. |
| 5. | 6. |





Name: \_\_\_\_\_ Date: \_\_\_\_\_

# WRITE THE MISSING NUMBER

*even numbers*

**Directions:** Even numbers are numbers that are divisible by two. Fill in the missing even numbers on the boards below.

80				88	
	94		98		
104				112	
		120			

Name: \_\_\_\_\_ Date: \_\_\_\_\_



# FUN IN THE SUN

addition color by code



Pink = 0-20



Light Green = 21-30



Purple = 31-40



Yellow = 41-50



Orange = 51-60



White = 61-70



Blue = 71-80



Brown = 81-90



Dark Green = 91-100

48+24

40+40

52+22

28+16

75+5

30+30

60+10

30+32

35+35

25+34

22+31

43+22

28+36

39+31

25+25

25+25

28+22

60+20

31+33

50+30

51+26

39+38

62+15

81+15

10+10

6+7

65+15

18+17

37+38

35+36

19+24

62+12

25+12

27+17

25+18

16+19

15+15

30+20

25+12

27+17

25+18

16+19

15+8

15+0

9+8

11+13

12+12

20+20

15+10

14+12

84+10

81+12

90+4

83+13

91+4

85+15

20+10

80+11

91+9

50+50

11+11

90+10

93+6

88+10

40+42

67+15

72+17

61+27

36+48

50+40

# Terms of Use



## How Can I Use This Resource?

Thank you for trusting MagiCore. Our mission is to create resources that support teachers and promote student success. Please note that this resource is licensed for use by a single teacher in a classroom setting. If you need to use this resource with more than one teacher and/or across multiple classrooms, additional licenses are available at a discount. You can purchase additional licenses by visiting your TPT "Purchases" page and then selecting "Download Additional Licenses" or by contacting me at [julie@magicorelearning.com](mailto:julie@magicorelearning.com).



Good to Go



Not O.K.

- Use this resource personally or with your own children.
  - Use this resource in your own classroom with your students.
  - Provide this resource to your students to use at your instruction.
  - Print and/or copy for use in your own classroom.
  - Provide printed pages to a substitute teacher with the sole purpose of instructing your students.
  - Share with your students via a secure document portal or electronic learning platform that requires individual user verification and limits access to only the students in your own classroom (e.g. Google Classroom).
  - Review this resource with others with the sole purpose of recommending it to others for purchase, provided you share one of the links below:
- Share with others to use personally.
  - Share with others to use in another classroom.
  - Print or copy any page(s) and distribute them to other teachers or other classrooms.
  - Publish or host online in a manner where any of the material is accessible to anyone who is not a student in your own classroom, including but not limited to personal, classroom, or district websites that are accessible to the general public.
  - Use this resource commercially (e.g. Outschool).
  - Publish, sell, or otherwise distribute this product to anyone in manner inconsistent with these terms of use.

<https://magicorelearning.com/>

<https://www.teacherspayteachers.com/Store/Magicore>



# Let's Connect!

[www.magicorelearning.com](http://www.magicorelearning.com)



<https://www.teacherspayteachers.com/Store/Magicore>



<https://www.facebook.com/Magicorelearning/>



<https://www.instagram.com/magicorelearning>

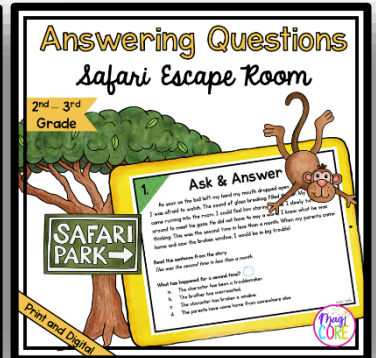



<https://www.pinterest.com/magicorelearning/>


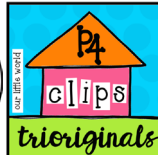


[Julie@magicorelearning.com](mailto:Julie@magicorelearning.com)

## Looking for more?



CREDITS



Talking with Rebecca

