

WHOLE NUMBERS AS LENGTHS

Addition and Subtraction with an Open Number Line

Name: _____ Date: _____

Directions: Use the open number lines to help you solve these addition and subtraction equations.

1 $66 \text{ inches} + 24 \text{ inches} = 90 \text{ in}$

2 $85 \text{ centimeters} - 49 \text{ centimeters} = 36 \text{ cm}$

3 $19 \text{ feet} + 64 \text{ feet} = 83 \text{ ft}$

4 $90 \text{ feet} - 51 \text{ feet} = 39 \text{ ft}$

5 $73 \text{ inches} - 25 \text{ inches} = 48 \text{ in}$

6 $34 \text{ feet} + 40 \text{ feet} = 74 \text{ ft}$

7 $62 \text{ inches} - 55 \text{ inches} = 7 \text{ in}$

8 $47 \text{ centimeters} + 11 \text{ centimeters} = 58 \text{ cm}$

Addition and Subtraction with a Number Line

Name: _____ Date: _____

Directions: Use the number lines to help you solve these addition and subtraction equations.

1 $71 \text{ feet} + 13 \text{ feet} = 84 \text{ ft}$

2 $45 \text{ centimeter} - 16 \text{ centimeters} = 29 \text{ cm}$

3 $40 \text{ inches} - 11 \text{ inches} = 29 \text{ in}$

4 $63 \text{ centimeters} + 14 \text{ centimeters} = 77 \text{ cm}$


5 $67 \text{ feet} + 10 \text{ feet} = 77 \text{ ft}$

WHAT'S INSIDE?

WHOLE NUMBERS AS LENGTHS ON A NUMBER LINE

Table of Contents:

1. Pedagogy
2. Lesson Plans
3. Vocab
4. Song
5. Open Number Line Mat
6. Number Lines Anchor Chart
7. Model Day 1 Problems
8. Fill in the Number Line Slips Activity
9. Fill It In Cut and Paste Worksheet
10. Addition and Subtraction with Number Lines Anchor Chart
11. Model Day 2 Problems/Guided Practice Day 2 Problems
12. Addition and Subtraction with a Number Line Worksheet
13. Addition and Subtraction Open Number Lines Anchor Chart
14. Addition and Subtraction with an Open Number Line Worksheet
15. Model Day 4 Problems/Day 4 Guided Practice Day 4 Problems
16. Fill It and Solve It Worksheets
17. Model Day 5 Problems
18. True or False Number Lines Center Game
19. Model Day 6 Problems/Guided Practice Day 6 Problems
20. Finish the Number Line Worksheet
21. Number Lines with Lengths Scoot
22. Problem Solver
23. Quiz



The Google Slides version of this resource requires that you make a copy of the resource to your own Google Drive.

CLICK HERE TO MAKE A COPY OF THIS RESOURCE TO YOUR GOOGLE DRIVE.

* You MUST have a Google account in order to access this resource. [Click HERE](#) if you need help setting up a Google account.

©Julie Buckner

PRINTABLE PDFs and **INTERACTIVE DIGITAL VERSIONS** included

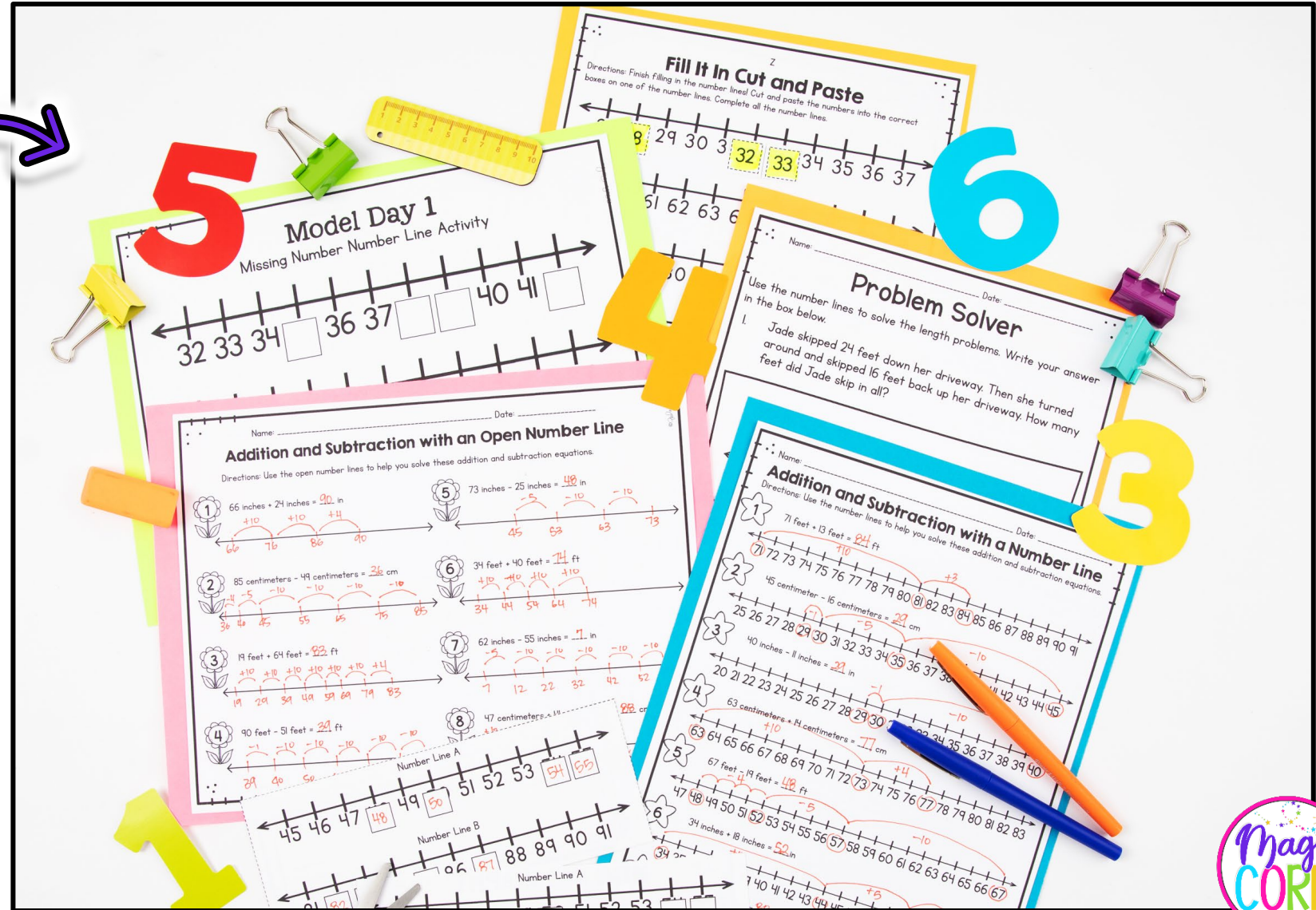
- Representing whole numbers as length on a number line, using regular number lines and open number lines
- Engaging games and Unit Assessment
- AND links to interactive digital versions

Printable & Digital Links Included



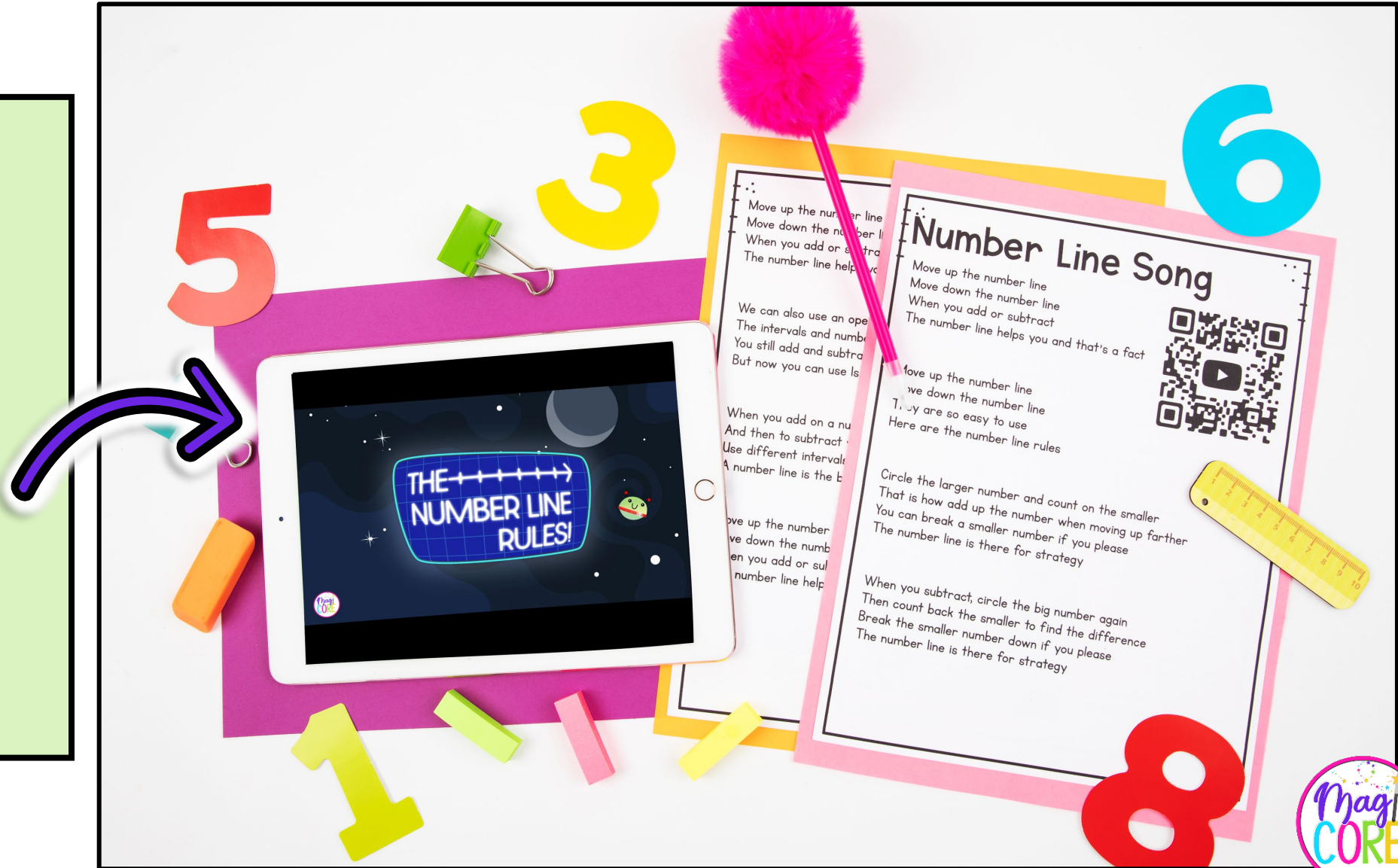
STANDARD ALIGNED ACTIVITIES

- Fun and aligned activities.
- Variety of worksheets and hands on engagement.
- Helps students understand how to use number lines and open number lines to solve length equations.



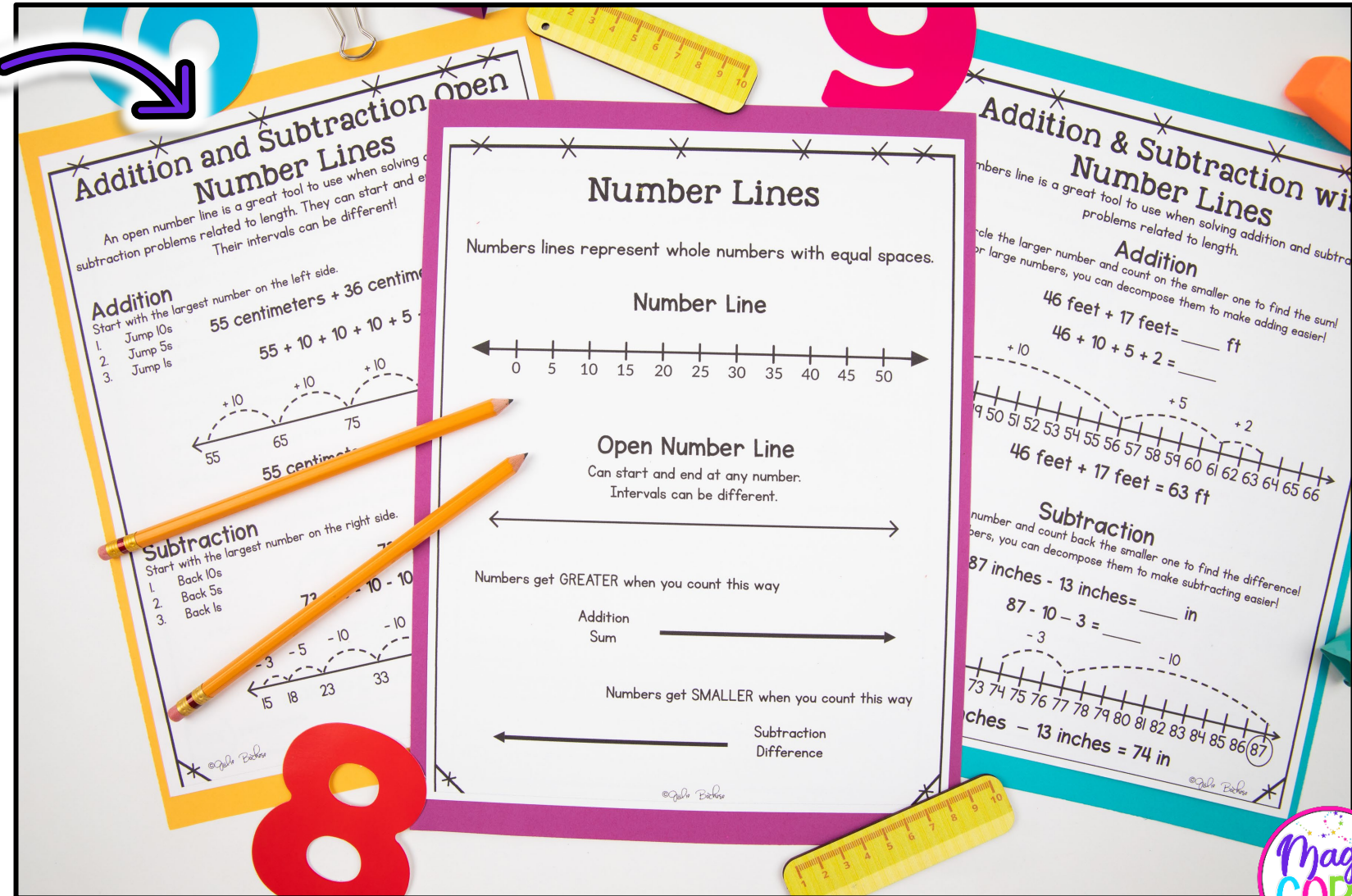
ORIGINAL SONG

- Original songs and videos to keep students engaged!
- Reinforces number line understanding related to length.
- Mirrors Anchor Chart.



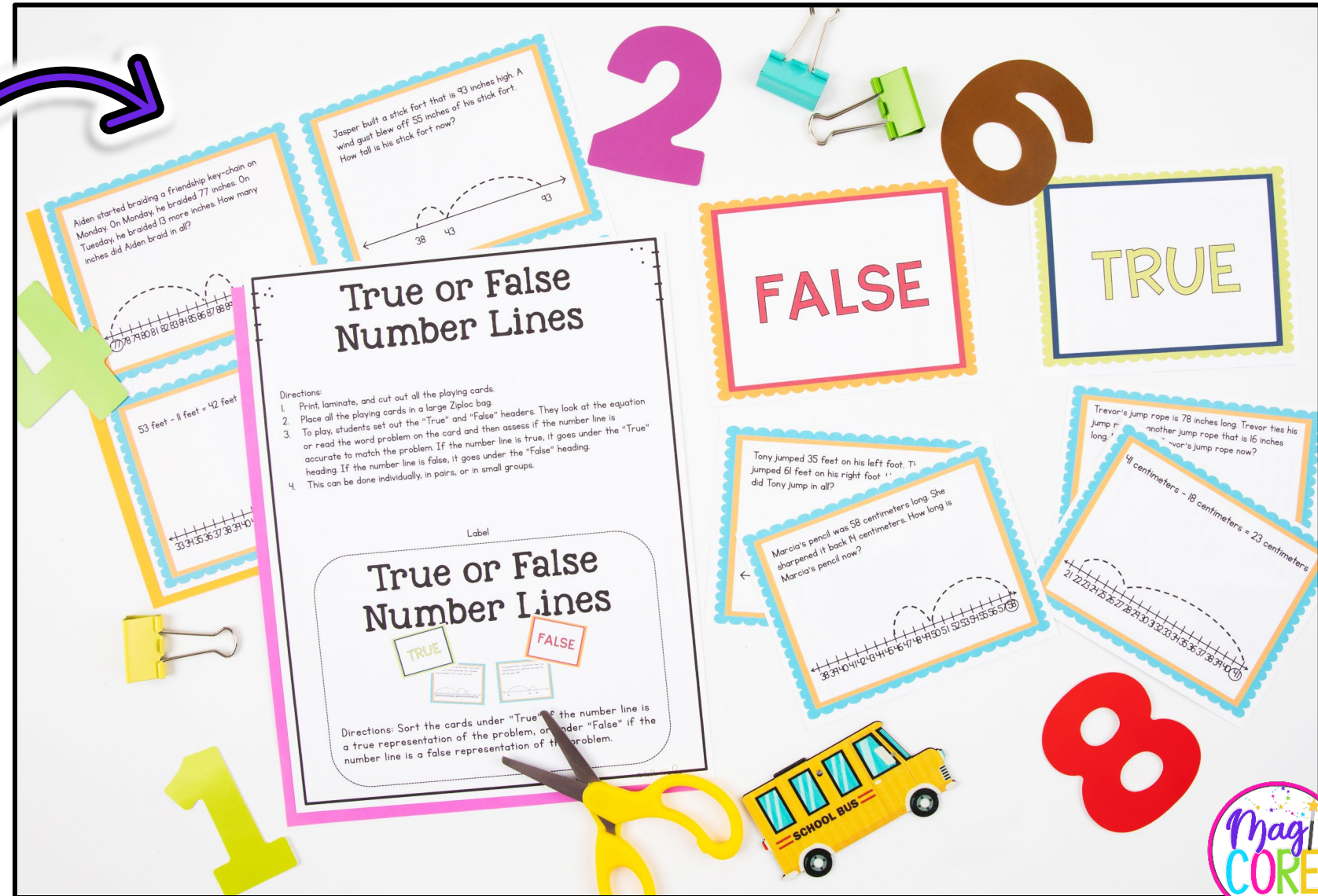
ANCHOR CHART

- 3 Anchor Charts to teach and break down the skill.
- Perfect to add into student folders or journals.
- Provides visual guidance on using number lines.
- Explanation and modeling.



ENGAGING CENTER GAME

- True or False Game to develop understanding.
- Game can be utilized and played throughout the year!
- Designed to be played individually, in pairs, or groups.



TAKE A PEEK

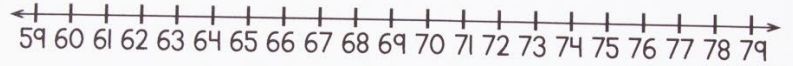
OPEN NUMBER LINE

Name: _____ Date: _____

Quiz

Use the number lines to help you solve the addition or subtraction length problems.

1. 59 feet + 17 feet = _____ ft

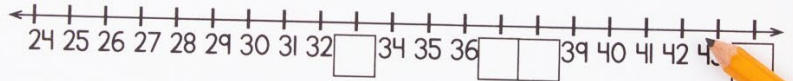


2. 44 centimeters - 39 centimeters = _____ cm



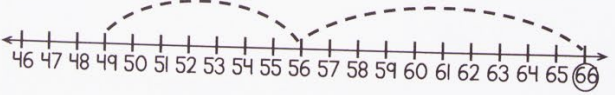
Finish filling in the number line and use it to solve the equation.

3. 26 inches + 11 inches = _____ in




Determine whether the number line is true or false.

4. Marie had a candy necklace that was 66 centimeters long. She ate 15 centimeters of her necklace. How long is her candy necklace now? True or False?



5. Wyatt's horse's tail was 37 centimeters long. It grew 51 centimeters overnight. How long is Wyatt's horse's tail now? True or False?



Finish the number line to match the equation.

6. 94 feet - 42 feet = 52 feet



AND ANOTHER PEEK

Addition and Subtraction with an Open Number Line

Directions: Use the open number lines to help you solve these addition and subtraction equations.

1. $66 \text{ inches} + 24 \text{ inches} = 90 \text{ in}$
2. $85 \text{ centimeters} - 49 \text{ centimeters} = 36 \text{ cm}$
3. $19 \text{ feet} + 64 \text{ feet} = 83 \text{ ft}$
4. $90 \text{ feet} - 51 \text{ feet} = 39 \text{ ft}$
5. $73 \text{ inches} - 25 \text{ inches} = 48 \text{ in}$
6. $34 \text{ feet} + 40 \text{ feet} = 74 \text{ ft}$
7. $62 \text{ inches} - 55 \text{ inches} = 7 \text{ in}$
8. $47 \text{ centimeters} - 14 \text{ centimeters} = 33 \text{ cm}$

Number Line A: 45, 46, 47, 48, 49, 50, 51, 52, 53, 54, 55

Number Line B: 45, 46, 47, 48, 49, 50, 51, 52, 53

Number Line A: 81, 82, 83, 84, 85, 86, 87, 88, 89, 90, 91

Number Line A: 45, 46, 47, 48, 49, 50, 51, 52, 53

Number Line B: 45, 46, 47, 48, 49, 50, 51, 52, 53

Number Line A: 45, 46, 47, 48, 49, 50, 51, 52, 53

Problem Solver

Number lines to solve the length problems. Write your answer in the box below.

Jade had 24 feet down her driveway. Then she turned right and walked 16 feet back up her driveway. How many feet did Jade skip in all?

Addition and Subtraction with a Number Line

Directions: Use the number lines to help you solve these addition and subtraction equations.

1. $71 \text{ feet} + 13 \text{ feet} = 84 \text{ ft}$
2. $45 \text{ centimeter} - 16 \text{ centimeters} = 29 \text{ cm}$
3. $25 \text{ feet} + 28 \text{ feet} = 53 \text{ ft}$
4. $40 \text{ inches} - 11 \text{ inches} = 29 \text{ in}$
5. $63 \text{ centimeters} + 14 \text{ centimeters} = 77 \text{ cm}$
6. $67 \text{ feet} - 19 \text{ feet} = 48 \text{ ft}$
7. $34 \text{ inches} + 18 \text{ inches} = 52 \text{ in}$
8. $71 \text{ feet} + 13 \text{ feet} = 84 \text{ ft}$
9. $45 \text{ centimeter} - 16 \text{ centimeters} = 29 \text{ cm}$
10. $25 \text{ feet} + 28 \text{ feet} = 53 \text{ ft}$
11. $40 \text{ inches} - 11 \text{ inches} = 29 \text{ in}$
12. $63 \text{ centimeters} + 14 \text{ centimeters} = 77 \text{ cm}$
13. $67 \text{ feet} - 19 \text{ feet} = 48 \text{ ft}$
14. $34 \text{ inches} + 18 \text{ inches} = 52 \text{ in}$

