

1st Grade

# Paired Fiction & Nonfiction


## Let's Go Camping Escape Room

PRINTABLE • GOOGLE • WEBSCAPE™





The great outdoors! Do you have what it takes to rough it, camp out, pitch your tent, and survive anything nature throws at you? Well you'll find out today, scout! Earn all four badges to complete your set as we make the hike to our campsite. As you earn your badges, cut and paste them onto your hiking backpack!



# Adventure Awaits!

Students won't realize they are practicing reading comprehension skills! They will be immersed in the storytelling and our original videos as they complete reading comprehension challenges.

Learn more!



# 4 Reading Challenges

## 1. Independence Day

America was not always its own country. It was part of another country. This country was called England. People in America wanted to make their own rules. They did not want to belong to England. They wanted to be their own country. So, they wrote a special letter. This letter is called the Declaration of Independence. The Declaration of Independence was written by Thomas Jefferson. He had help from some friends. John Adams and Benjamin Franklin helped to write the letter. They worked really hard on it.

Life, Liberty, and the Pursuit of Happiness are the basic ones. The third section is a list of all the unfair actions King George III did. The final section declares that the colonies are free states, and they are independent from British rule. Britain received a copy of this document, but they refused it. The colonists were upset, but they continued fighting for their independence. Finally, in 1783, they defeated Britain.

## 2. Sunset on the Star-Spangled Sea

Our boat sways and creaks

Music echoes

1. According to the passage titled "Independence Day," why did people in America write the Declaration of Independence?
  - a. They wanted freedom from England and to form their own country.
  - b. They wanted to threaten England.
  - c. They wanted England to know they were angry at them for kicking them out of the country.
  - d. They wanted to thank England for taking such good care of them.

2. Read the stanza from the poem, "The Star-Spangled Sky."

*The water's so calm as we all take a gaze,  
At colors that light up the night in a blaze.  
Red, white, and blue, like a flag way up high,  
We all cheer together under the star-spangled sky.*

What are the underlined lines describing?

- a. a rainbow over the ocean
- b. American flags in the night sky
- c. fireworks in the night sky
- d. colorful stars in the night sky

3. How is the main idea of the poem titled, "The Star-Spangled Sky," different idea of the passage titled, "Independence Day"?
  - a. The poem is about Memorial Day. The passage is about Independence Day.
  - b. The poem is about the Fourth of July. The passage is about Independence Day.
  - c. The poem takes place at sea. The passage takes place on land.
  - d. The poem describes a celebration of the Fourth of July. The passage describes the Fourth of July (or "Independence Day") became a holiday.

4. Which of these texts is teaching true information?
  - a. both
  - b. "The Star-Spangled Sky"
  - c. neither
  - d. "Independence Day"

5. What information does the passage "Independence Day" have that is not found in the poem?

6. What do both passages have in common?
  - a. They both use rhyming words.
  - b. They both discuss the celebration of the 4<sup>th</sup> of July.
  - c. They both discuss the writing of the Declaration of Independence.
  - d. They are both poems.

- Challenges focused on Paired Fiction and Nonfiction texts
- Each challenge takes about 20-30 minutes
- 4 Sets of Paired Passages
- Multiple choice questions
- Passages in 1st Grade Text Complexity band (420L)
- Passages and questions are scaffolded


Learn more!



# 4 Reading Challenges

- Themed videos integrated throughout the Escape Room to keep kids engaged.
- Students work in groups, partners, or independently.

Learn more!



## Challenge #1

1. Read the passages

### 1. Antarctica

Antarctica is at the South Pole. It is covered in ice. It is dry and cold. It is windy. No one lives in Antarctica. It is very cold. There are volcanoes. Antarctic seasons. It was summer and winter. This is why it is not a great place to live. It

1. What is most of Antarctica covered in, according to the passage titled "Antarctica"?
  - a. wildlife
  - b. trees
  - c. ice
  - d. ocean


2. How are the two passages similar?
  - a. Both passages talk about the circus animals that visit Antarctica every year.

### Fire Safety Badge!

You are ready to earn your fire safety badge.  
Collect your badge and add it to your backpack!



Scan the QR code or [click here](#) to view the video.



### 2. In It Together

Boris jumped on an ice float. It was hard to find sheets of ice. Many of Boris' had been fighting. They would fight over the ice floats. This scared Boris. The ice

"I think the humans are here to study the melting ice and the krill," said Dobs.  
"Great! Maybe they will know what to do!" Boris said.  
"Maybe ... I don't think it is easy to fix these problems," said Dobs.

4. Which of the following sentences helps you know the story?
  - a. "What ship?" said Boris. He liked to know when humans came.
  - b. "There used to be a lot of krill in Antarctica."
  - c. "The humans were called scientists."
  - d. "The humans usually visited in the light part of the year."

5. How are the two passages different?
  - a. One passage is about Boris the seal. The other passage is about a scientist.
  - b. One passage is nonfiction, all about Antarctica. The other is a story about a seal named Boris.
  - c. One story is written in first person narrative. The other is written in third person narrative.
  - d. One passage is about the North Pole. The other passage is about the South Pole.

According to the passage titled "Antarctica," how do seals stay warm?  
a. They swim very quickly.  
b. They huddle together in a big group.  
c. They bury themselves in seaweed.  
d. They have layers of blubber and fur.



1.

# The Magic of

As a writer and speaker, I enjoy putting words together to brighten a day or deliver important news. They explain scientific discoveries to readers. They also allow leaders to run governments and keep citizens safe. They change the world.

But words can also harm. Their magic must be used carefully and use words to lift people up, not tear them down. I meet many people every day. I want my words to stick with them in a way that fills their hearts with kindness. I wish to reach an audience, I imagine all the words cycling through their busy minds as they wait for me to speak. I close a hand around the microphone and lean towards it. Wetting my lips around the microphone and lean towards it. Wetting my lips

"Imagine a world," I say, "where you create happiness and joy with the words you choose to share with others. A world where you make others feel special, and they do the same for you. Raise a hand if you'd like to live in such a world."

Hands immediately rise throughout the theater, and I know this audience is interested in the words I have for them today. I continue with my speech, and when I finish, the applause is loud and full of energy. Many people in the audience are on their feet, cheering. I hope they leave feeling better. My words have changed them. That's the magic of words.

1.

# The Magic of Words

As a writer and speaker, I enjoy putting words together to communicate with people. Words have the power to brighten a day or deliver important news. They explain scientific discoveries. Words create stories to entertain readers. They also allow leaders to run governments and keep citizens safe. When words are paired with actions, they change the world.

But words can also harm. Their magic must be used carefully. When I give speeches, I try to be responsible and use words to lift people up, not tear them down. I meet many people every day. I want my words to stick with them in a way that fills their hearts with kindness. I wish to motivate them to spread positive words, too.

I step onto the stage now. I reach the microphone, a single spotlight spilling white around me. Glancing at the audience, I imagine all the words cycling through their busy minds as they wait for me to speak. I close a hand around the microphone and lean towards it. Wetting my lips with my tongue, I open my mouth.

"Imagine a world," I say, "where you create happiness and joy with the words you choose to share with others. A world where you make others feel special, and they do the same for you. Raise a hand if you'd like to live in such a world."

Hands immediately rise throughout the theater, and I know this audience is interested in the words I have for them today. I continue with my speech, and when I finish, the applause is loud and full of energy. Many people in the audience are on their feet, cheering. I hope they leave feeling better. My words have changed them. That's the magic of words.



# The Magic of Words



I am a writer. I am also a speaker. I like putting words together. It helps me connect with people. Words are powerful. They can bring happiness. They can also bring important news. Words explain things. They create stories. Words also let leaders run governments. Words can help keep people safe. Words can work with action. That can change the world.

Words can also harm. You need to be careful with words. When I speak, I am responsible for my words. I try to use positive words. I want to lift people up. I do not want to tear them down. I meet many people. I want my words to mean something. I hope it fills their hearts with kindness. I want to spread kindness with my words.

I step onto the stage now. I get to the microphone. I look at the audience. I have many words in my mind. I put my hand on a microphone. I open my mouth.

"Imagine a world," I say, "where you create happiness with the word. A world where you make others feel better. Then they can do the same for you. Raise a hand if you'd like to live in that world."

Hands go up around the theater. I know my audience is interested. I keep speaking. When I finish, people cheer. Many people stand. They keep clapping. I hope they leave feeling better. My words have changed them. That is the magic of words.






# 3 Versions

- Print
- Google Slides
- Webscape™ (Our most popular experience)

Learn more!



	<b>PDF</b> 	<b>Google Slides</b> 	<b>Webscape™</b> 
Format Type	Printable	Digital	Digital
Device	N/A	Any Device	Any Device
Required Prep	Print & Go	Copy & Share	Zero Prep
Student Answers	Answer Directly on the Printable	Interactive Google Slides Movable	Integrated Challenge Hub
Self Correcting	Includes Answer Key	Includes Answer Key	Self Correcting
Custom Videos	QR Codes	Embedded You Tube	Embedded
Audio Readings	N/A	No Audio Readings	Contains Audio Readings
Navigation	N/A	Student Directed	Automatically Advancing
Extras	Early Finish Challenges	Movable Pieces	Interactive Animation

# 3 Versions

- Print
- Google Slides
- Webscape™ (Our most popular experience)

Learn more! 

# Print

- Cut and paste stamps for each challenge
- Easy to follow
- Optimal for group or partner work



Learn more!



# Camping Challenge Complete!

Samuel Murphy

(Name)

has successfully  
completed the challenges  
and earned all four scout  
badges!



30 / 09

(Date)



Scan the QR code or [click here](#) to view the video.

©2018 Tobi

## Ooops!

You dropped your glasses in the forest!



YOU MUST USE YOUR EYES FOR 5  
MINUTES!

©2018 Tobi

## Ooops!

You picked some poison berries!



YOU MUST BE HELPING YOUR TEAM FOR  
5 MINUTES!

## Ooops!

You guided your group in the  
wrong direction!



YOU MUST STAY QUIET FOR 5  
MINUTES. NO SPEAKING!

©2018 Tobi

# Print

- Certificate of completion
- OOPS! Cards for differentiation

Learn more!





# Webscape <sup>TM</sup>

- Most interactive experience
- Self correcting
- Embedded videos
- Embedded audio
- Animation
- Simple navigation

*Learn more!*



## CHALLENGE 1

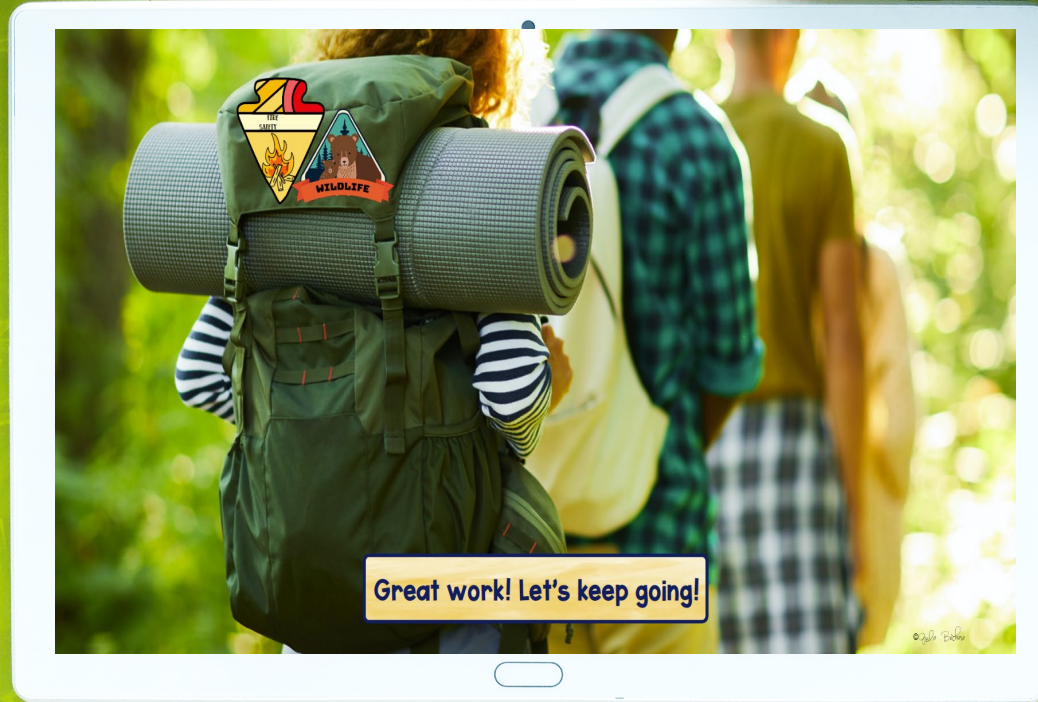
1. Read the passages.
2. Answer the questions.
3. Collect your fire safety badge after the challenge and pin it to your backpack!



# Webscape™

- No log ins or sign ups
- Works with any device that has an internet connection and web browser
- Zero prep! Just share the link with your students.

Learn more!



# Google Slides

1. What is most of Antarctica covered in, according to the passage titled, "Antarctica"? 
  - a. wildlife
  - b. trees
  - c. ice
  - d. ocean
2. How are the two passages similar? 
  - a. Both passages talk about the circus animals that visit Antarctica every year.
  - b. Both passages talk about the kinds of plants found in Antarctica.
  - c. Both passages talk about Boris the seal.
  - d. Both passages talk about the conditions of Antarctica, such as fewer krill in the ocean.
3. What makes the story, "In It Together," fiction? 
  - a. The passage has talking animals.
  - b. The passage is about seals.
  - c. The passage has an illustration.
  - d. The passage explains what Antarctica looks like.

- Three problem per slide
- Students drag to highlight their answers

Learn more!



# Google Slides



- Engaging & educational multimedia
- 6 videos narrations about the story.

Learn more!



# Looking for More?

Magi CORE DIGITAL & PRINTABLE K-1st Grade

## FALL BUNDLE

Includes: PUMPKIN PATCH, HALLOWEEN AROUND THE WORLD, THANKSGIVING DAY PARADE, SCHOOLS AROUND THE WORLD, DAY OF THE DEAD, THANKSGIVING FEAST Project Based Learning, APPLE ORCHARD.

Virtual Field trips: PUMPKIN PATCH, HALLOWEEN AROUND THE WORLD, THANKSGIVING DAY PARADE, SCHOOLS AROUND THE WORLD, DAY OF THE DEAD, THANKSGIVING FEAST Project Based Learning, APPLE ORCHARD.

Reading Comprehension 1st Grade

Includes: Text Features, Compare & Contrast, Answering Questions, Mission Escape, Safari Park, Jungle Safari, Ancient Land, Room.

## ESCAPE ROOM BUNDLE

PRINTABLE • GOOGLE • WEBSCAPE™

## HOLIDAY BUNDLE

Includes: CHRISTMAS AROUND THE WORLD, THANKSGIVING DAY PARADE, HALLOWEEN AROUND THE WORLD, ST. PATRICK'S DAY IRELAND.

Virtual Field trips: CHRISTMAS AROUND THE WORLD, THANKSGIVING DAY PARADE, HALLOWEEN AROUND THE WORLD.