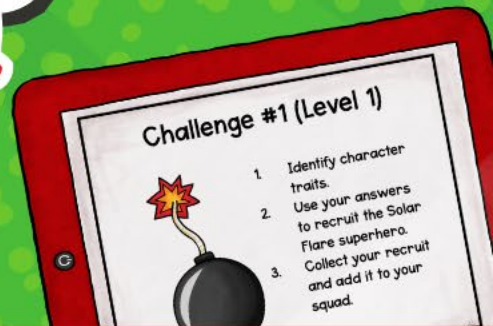


1st Grade

Characters



Superhero Squad Escape Room



Challenge #1 (Level 1)

1. Identify character traits.
2. Use your answers to recruit the Solar Flare superhero.
3. Collect your recruit and add it to your squad.



PRINTABLE • GOOGLE • WEBSCAPE™



Mad men! Evil scientists! A world in danger! We need not just one hero, but a team! Will you assemble the best of the best and turn back the forces of evil?

1. Recruit the Solar Flare superhero.
2. Recruit the Lady Lightning superhero.
3. Recruit the Hunter superhero.
4. Recruit the Midnight superhero.

After each challenge **Let's Go!** hero you recruited and add it to your squad.

Superheroes, Assemble!

Students won't realize they are practicing Characters skills! They will be immersed in the storytelling and our original videos as they complete reading comprehension challenges.

Learn more!



Challenge #2

1. Read each passage and answer the questions.
2. Use your answers to recruit Lady Lightning.
3. Collect your recruit and add it to your squad.



1. Characters

Ollie the octopus was swimming. He swam to Tiny Tim. Tiny Tim seemed sad today. Tiny Tim looked up. Ollie came closer and smiled. Ollie asked him what was wrong. Tiny Tim looked down. Ollie put one arm around Tiny Tim. They sat together. Tiny Tim leaned into Ollie's hug. He started to feel better. Ollie was very kind. Tiny Tim smiled at Ollie. Tiny Tim said, "Thanks for being great friend." Ollie smiled back. He said, "Anytime!"

1. What is the best word to describe Ollie?
 - a. annoying
 - b. silly
 - c. kind
 - d. rude
2. How does Ollie respond to Tiny Tim's problem?
 - a. He sits next to him and gives him a hug.
 - b. He becomes Tiny Tim's best friend.
 - c. He talks to Tiny Tim about his problems.
 - d. He swims through the ocean with him.

4 Reading Challenges

- Challenges focused on Context Clues
- Each challenge takes about 20-30 minutes
- 19 short fiction passages
- Multiple choice questions
- Passages in 1st Grade Text Complexity band (420L)
- Passages and questions are scaffolded

Lady Lightning

You are ready to recruit Lady Lightning!
Collect Lady Lightning and add them to your squad.



Scan the QR code or [click here](#) to view the video.



DO NOT go to the next page until you've answered all the questions!



Learn more!





Challenge #1

1. Read each passage and answer the questions.
2. Use your answers to recruit the superhero Solar Flare.
3. Collect your recruit and add it to your squad.

Solar Flare

You are ready to recruit Solar Flare!
Collect Solar Flare and add them to your squad.



Scan the QR code or [click here](#) to view the video.



DO NOT go to the next page until you've answered all the questions!

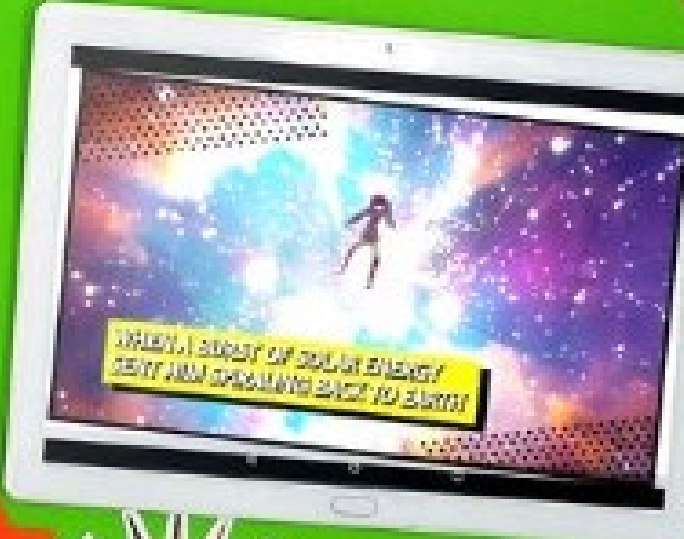
1.

Characters

Henry ran faster. He had been running for a long time. Henry he hadn't gone anywhere. Everything around him was the same. He ran harder and faster. Henry wanted to catch up. His little hamster leapt short. They were skinny and strong. He told himself that he could. Finally, Henry ran out of breath. He had run so hard. He had to take a break. He stopped. Henry finally got his breath back. He found something. He was on a wheel! He had been running on his wheel. He was not running on the ground!



1. What word best describes Henry the hamster?
 - a. weak
 - b. determined
2. What is the setting of this story?
 - a. a hamster cage
 - b. a park
 - c. a gym



4 Reading Challenges

- Themed videos integrated throughout the Escape Room to keep kids engaged.
- Students work in groups, partners, or independently.

Learn more!



3 Versions

- Print
- Google Slides
- Webscape™ (Our most popular experience)

Learn more!



3. Characters

Mateo did not like bowling. He was at his best friend's birthday party. Mateo was trying to have fun. He looked at the other kids at the party. Mateo smiled. He felt scared. He did not want to mess up. Mateo turned back around. He took a deep breath. Mateo lifted the bowling ball. He pulled his arm back. He swung his arm. Then Mateo let go of the ball. The ball flew over three lanes! It crashed. Everyone started to laugh. Mateo was shocked. Then he started to laugh too. At least he tried!



5. What character trait best describes Mateo?
- a. brave
 - b. kind
 - c. curious
 - d. athletic

3. Characters

Mateo did not like bowling. He was at his best friend's birthday party. Mateo was trying to have fun. He looked at the other kids at the party. Mateo smiled. He felt scared. He did not want to mess up. Mateo turned back around. He took a deep breath. Mateo lifted the bowling ball. He pulled his arm back. He swung his arm. Then Mateo let go of the ball. Everyone watched. The ball flew over three lanes! It crashed. Everyone started to laugh. Mateo was shocked. Then he started to laugh too. At least he tried!



5. What character trait best describes Mateo?
6. What is the setting of this story?
- a. a school

3. Characters

Mateo didn't like bowling - not even a little bit. This was his best friend's birthday party, though, and he had decided to try. He looked back at all his classmates watching. Mateo smiled nervously and turned back around. He took a deep breath and lifted his arm back. Swinging forward with power, he let go of the ball. Everyone watched as the ball flew three lanes over and crashed into a gutter. The whole class started laughing loudly. After a second of shock, Mateo started laughing too. He'd rather laugh along with his class than feel embarrassed! And after all, he did try!




What character trait best describes Mateo?

brave

kind

curious

athletic

	PDF 	Google Slides 	Webscape™ 
Format Type	Printable	Digital	Digital
Device	N/A	Any Device	Any Device
Required Prep	Print & Go	Copy & Share	Zero Prep
Student Answers	Answer Directly on the Printable	Interactive Google Slides Movable	Integrated Challenge Hub
Self Correcting	Includes Answer Key	Includes Answer Key	Self Correcting
Custom Videos	QR Codes	Embedded You Tube	Embedded
Audio Readings	N/A	No Audio Readings	Contains Audio Readings
Navigation	N/A	Student Directed	Automatically Advancing
Extras	Early Finish Challenges	Movable Pieces	Interactive Animation

3 Versions



- Print
- Google Slides
- Webscape™ (Our most popular experience)

Learn more! 

Print

- Cut and paste stamps for each challenge
- Easy to follow
- Optimal for group or partner work

SUPERHERO SQUAD



Madmen! Evil scientists! A world in danger! We need not just one hero, but a team! Will you assemble the best of the best and turn back the forces of evil? After each challenge, cut out the superhero you recruited & paste it to your squad.

BOOM

OOPS!

Learn more!





Super Squad Leader

Ethan Smith

(Name)
has successfully completed the challenges presented and formed a superhero squad.



April 16th
(Date)

Scan the QR code or [click here](#) to view the video.





©2018 Teacher



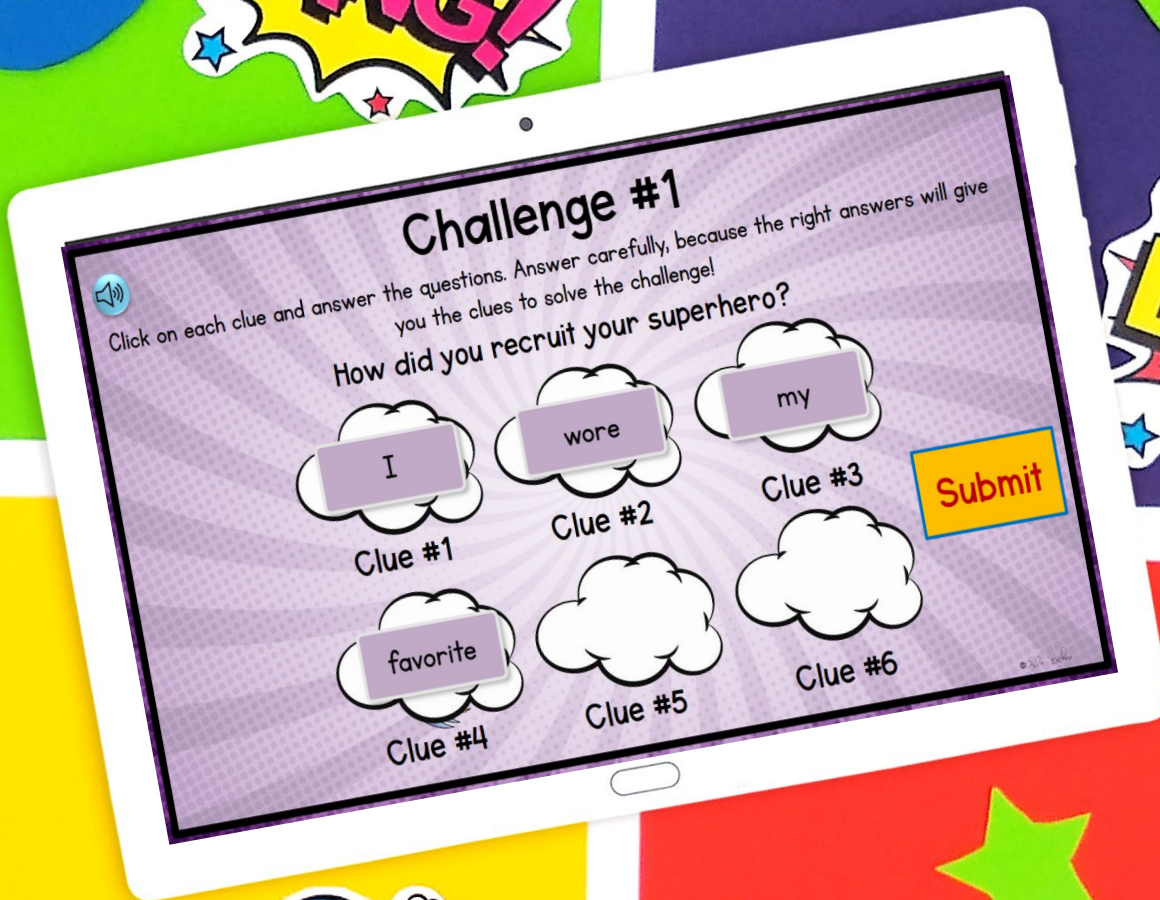
Print

- OOPS! Cards for differentiation
- Certificate of completion



Learn more!

Webscape™



- Most interactive experience
- Self correcting
- Embedded videos
- Embedded audio
- Animation
- Simple navigation

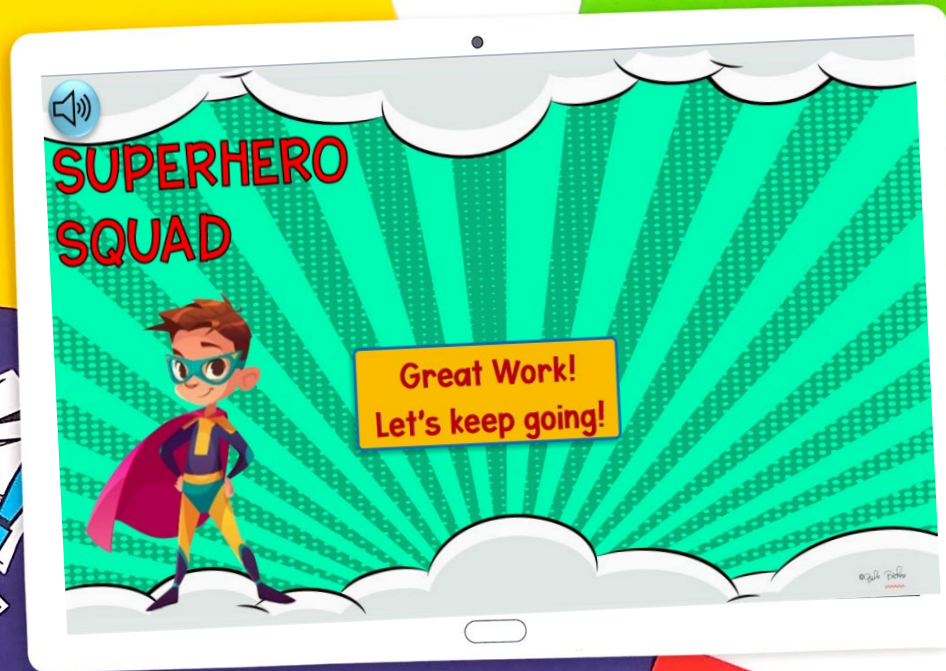
Learn more!



Webscape™

- No log ins or sign ups
- Works with any device that has an internet connection and web browser
- Zero prep! Just share the link with your students.

Learn more!



Google Slides

- Two problems per slide
- Students drag to circle their answers

Learn more!



1.

Characters

Henry ran faster. He had been running for a long time. Henry felt like he hadn't gone anywhere. Everything around him was the same. He ran harder and faster. Henry wanted to catch up. His little hamster legs were short. They were skinny and strong. He told himself that he could do it. Finally, Henry ran out of breath. He had run so hard. He had to take a break. He stopped. Henry finally got his breath back. He found something. He was on a wheel! He had been running on his wheel. He was not running on the ground!



1. What word best describes Henry the hamster?
- a. weak
 - b. determined
 - c. brave
 - d. helpful

2. What is the setting of this story?
- a. a hamster cage
 - b. a park
 - c. a gym
 - d. a pool

Google Slides

- Self-check with Answer Key
- Students drag to highlight their answers

Learn more!



Looking for More?

Magi CORE DIGITAL & PRINTABLE K-1st Grade

FALL BUNDLE

Includes: PUMPKIN PATCH, HALLOWEEN AROUND THE WORLD, THANKSGIVING DAY PARADE, SCHOOLS AROUND THE WORLD, VIRTUAL Field trip, VIRTUAL Field trip, VIRTUAL Field trip, THANKSGIVING FEAST Project Based Learning, APPLE ORCHARD, DAY OF THE DEAD, VIRTUAL Field trip, VIRTUAL Field trip.

Reading Comprehension 1st Grade

ESCAPE ROOM BUNDLE

PRINTABLE • GOOGLE • WEBSCAPE™

Includes: Text Features, Compare & Contrast, Answering Questions, Jungle Safari Escape Room, Mission Escape Room, Student Land, Room.

HOLIDAY BUNDLE

VIRTUAL Fieldtrips

Includes: CHRISTMAS AROUND THE WORLD, THANKSGIVING DAY PARADE, HALLOWEEN AROUND THE WORLD, ST. PATRICK'S DAY IRELAND, Seasonal/Holiday, VIRTUAL Fieldtrip, VIRTUAL Fieldtrip.