

THE VIKINGS



VIRTUAL *Field trip*



About Scandinavia



This map, created in the 1600s, shows some of the Viking settlements within the Scandinavian countries.

Scandinavia was known historically as "Scandia." Present-day Norway and Sweden make up what they referred to as the Scandinavian Peninsula. Combined with Denmark, Scandinavia was created. They were also known as the Nordic Countries. During the Viking Age, the Nordic Countries became more involved with the other European countries. In the 11th century, after the Christianity conversion, Scandinavia became Norway, Denmark, and Sweden. European countries sent missionaries in response to the Viking raids.

SOCIAL STUDIES

Develop a deeper understanding of history of the Vikings, the Nordic Countries, and the Viking Raids.

WORLD MAP



Viking Armor

The Vikings were known as fierce warriors. They needed to keep themselves protected when exploring and going on seafaring adventures.

The Vikings wore metal armor, helmets, belts, leg wraps, leather shoes, and a belt. Most likely, the Viking would carry a battle shield, sword, or axe. The picture to the right shows a replica of the Viking ensemble in a Norway museum.



© 2014 Edeco



INTEGRATES READING

Short reading passages
build background and
introduce key vocabulary.



ENGAGING & EDUCATIONAL MEDIA

Engaging videos and multimedia make learning fun.

Fun Facts About the Vikings

Directions: Watch the video. Fill out the graphic organizer using the information you learned.

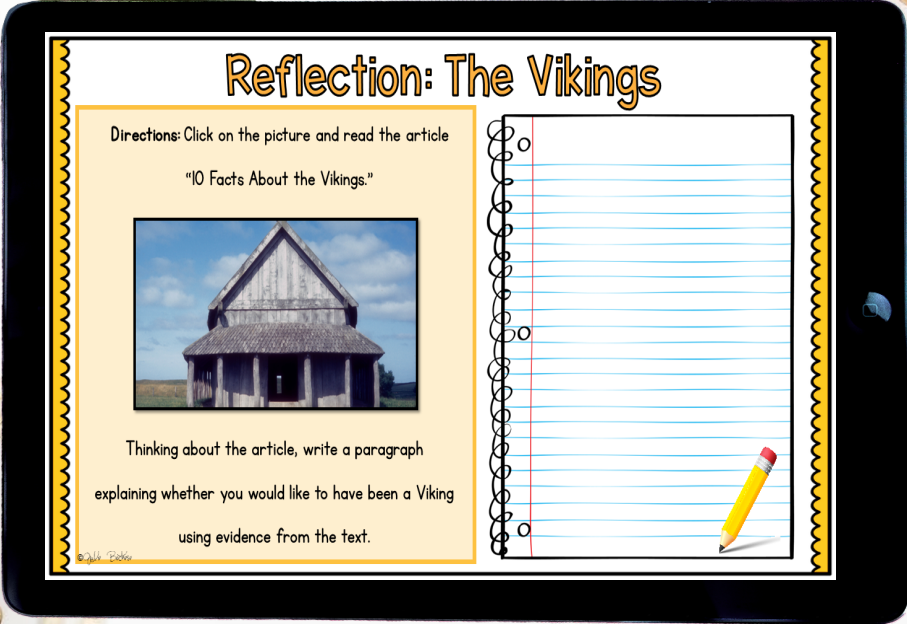
Fun Facts About the Vikings

Click here to add the sticker to your passport!




WRITING

Students write reflections,
using critical thinking skills.



Reflection: The Vikings

Directions: Click on the picture and read the article
"10 Facts About the Vikings."



Thinking about the article, write a paragraph
explaining whether you would like to have been a Viking
using evidence from the text.

The tablet screen shows a writing prompt titled "Reflection: The Vikings". It includes directions to click on a picture and read an article titled "10 Facts About the Vikings." The picture is a photograph of a traditional wooden Viking longhouse. Below the picture, the prompt asks the student to write a paragraph explaining whether they would like to have been a Viking, using evidence from the text. To the right of the text is a graphic of a spiral-bound notebook with a yellow pencil resting on it.



Compare & Contrast

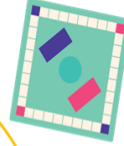
Directions: Complete the graphic organizer to compare the Vikings' entertainment to today's entertainment.



How the Vikings Had Fun!

How I Have Fun!

Both



Click here to add the sticker to your passport!

©Julie Becker

CRITICAL THINKING SKILLS

Students dive deep into this engaging topic and learn to draw conclusions and make judgements.



Google Slides and SeeSaw

Suggested Uses

- Assign in Google Classroom or SeeSaw
- Whole Class Activity
- Small groups or center
- Early Finisher
- Incentive or Fun Friday



Looking for More? Save with our Social Studies Bundle!

Visit Salem, MA,
The Titanic,
Washington, DC,
...and more!



Click the picture
to preview!