

1st Grade

# Blizzard Games


## Winter Sports Escape Room




PRINTABLE • GOOGLE • WEBSCAPE™

# Win the Blizzard Games!

Students won't realize they are practicing Reading Comprehension skills! They will be immersed in the storytelling and our original videos as they complete reading comprehension challenges.

 The Blizzard Games only happen once a year...  
I hope you brought your A-game! Let's go!



Challenge #1: Finish the figure skating competition to win a bronze medal!

Challenge #2: Finish the skiing competition to win a silver medal!

Challenge #3: Finish the snowboarding competition to win another bronze medal!

Challenge #4: Finish the ice hockey competition to win a gold medal!

After each challenge, collect your medal and hang it on your bedroom wall for all to see.

**Get Started!**

© 2014 Edmentum

Learn more!



## Challenge #1

1. Summarize the passages to compete in the figure skating competition.

2. Use your answers to win a bronze medal.

3. Collect your medal after the challenge and hang it on your bedroom wall.



## 1. Ski Biking

Humans are always inventing new ways to have fun. Crossing skis and a bike is one winter sport that is gaining popularity in the United States. Ski biking has been enjoyed in Europe for a while now. Americans are just catching on to how thrilling this activity can be.

In ski biking, the frame of a bicycle is combined with two skis instead of wheels. The design is aerodynamic, and the skis are flexible. The force of gravity allows these unique bikes to descend the slopes. Forget traveling over asphalt, rocks, roots, or dirt. Fresh snow is the preferred terrain for these bikes. Riders of ski bikes also wear skate skis. This allows their feet to slide down the mountain along with the bike.

While ski biking is similar to regular skiing, the major difference is that athletes have the option to sit instead of stand. Handlebars are used to steer just like when riding a normal bicycle. Due to the stable design of these bikes, it is easier to learn how to ride them than it is to learn how to ski or snowboard. You also don't have to pedal to the top of the mountain once your run is through. A ski bike is made to travel on the ski lifts. You can hold it vertically and let it dangle from the lift. You can also rest it across your lap while you ride up.

Right now, ski bikes are rather expensive. Their prices range from \$1,700 to \$3,000. Ski biking events, such as the internationally-recognized Hoodoo Ski Bike Festival in Oregon, are popping up more and more. In time, ski biking may become a favorite activity for winter sports lovers everywhere.



1. What is the text structure of the passage?  
a. Problem/Solution  
b. Compare/Contrast  
c. Cause/Effect  
d. Description


2. What is a key informational detail from the text?  
a. People who like regular skiing like bike skiing too.  
b. Ski biking has been popular in Europe for a while and is starting to become popular in the U.S.  
c. Ski biking is most popular in Oregon because that is where the Hoodoo Ski Bike Festival is hosted every year.  
d. Kids can ski bike more easily than regular skiing.

3. Which of the following sentences from the text best captures the main idea of the passage?  
a. Humans are always inventing new ways to have fun.  
b. Crossing skis and a bike is one winter sport that is gaining popularity in the United States.  
c. Right now, ski bikes are rather expensive.  
d. Riders of ski bikes also wear skate skis.

# 4 Reading Challenges

- Challenges focused on Context Clues
- Each challenge takes about 20-30 minutes
- 6 long nonfiction passages
- Multiple choice questions
- Passages in 1<sup>st</sup> Grade Text Complexity band (420L)
- Passages and questions are scaffolded

Learn more!



# Skeleton at the Winter Olympics

Did you know that the word skeleton doesn't only refer to that system of bones that gives your body its shape? Skeleton is also a winter sport featured at the Olympics!

## What is Skeleton?

Skeleton is an intense sledding sport. Athletes begin by crouching over their small sleds which are made of steel and fiberglass. The sleds weigh about 77 to 95 pounds. Next, they push those sleds as fast as they can for about the first 50 meters on the track. Their shoes have tiny spikes on them, so they don't slip. Then, they jump onto the moving sled and race headfirst down a long, narrow track made of ice. The ice track has curves and slopes downward for about 1,200 to 1,500 meters. The athletes flatten their bodies and wear sleek suits and helmets to both protect themselves and to be more aerodynamic. Competitors shift their body weight and adjust their legs and shoulders to steer the sled. Speeds greater than 90 miles per hour can be reached in the sport of skeleton. Each athlete is allowed four runs down the track. The winner is the person with the lowest combined time. It's possible to win by a few hundredths of a second!




## Where Did Skeleton Start?

This extreme sport began in Switzerland in the late 1800s. Skeleton was once known as tobogganing. An English tobogganer used a new kind of metal sled in 1892. Skeleton may have gotten its name from this new kind of sled because it resembled a skeleton.



# Snowboarding Competition!

Enter your answers in the Blizzard Games Decoder to see if you are ready to win another bronze medal!



Scan the QR code or click [here](#) to view the video.



DO NOT go to the next page until you've answered the question on your brochure!



# 4 Reading Challenges

- Themed videos integrated throughout the Escape Room to keep kids engaged.
- Students work in groups, partners, or independently.

Learn more!



# 3 Versions

- Print
- Google Slides
- Webscape™ (Our most popular experience)

Learn more!



## 1. Ski Jumping

Ski jumping has been part of the Winter Olympics since 1924. At first, it was for men. In 2014, it was added for women. It is a snow sport. Athletes ski down a ramp. At the end, the skiers jump. They sail as far as possible. The skiers use their body to get the best jump. They land on a steep hill. The slope gets flat. The skier stops. Each skier makes two jumps. Scoring is based on a few things. The distance of their jump is important. Their time in the air and their landing also matter.



The very first ski jump took place in Norway. This was in 1808. Olaf Rye was a Danish-Norwegian soldier. He tossed himself while wearing skis. He was showing off. His competition was in . Ski jumping is an

## Ski Jumping

Ski jumping has been part of the Winter Olympics since 1924 for men and 2014 for women. It is a snow sport that involves athletes skiing down a ramp. At the end of the ramp, the skiers jump and sail as far as possible. Once in the air, competitors rely on body position to make the most of their jump. They land near






1. What is the main topic of the passage?

The Olympics

Building ramps

Olaf Rye

Ski jumping

|                 | <b>PDF</b><br> | <b>Google Slides</b><br> | <b>Webscape™</b><br> |
|-----------------|---|---|---|
| Format Type     | Printable   | Digital   | Digital   |
| Device          | N/A   | Any Device  | Any Device  |
| Required Prep   | Print & Go  | Copy & Share  | Zero Prep   |
| Student Answers | Answer Directly on the Printable  | Interactive Google Slides Movable   | Integrated Challenge Hub  |
| Self Correcting | Includes Answer Key   | Includes Answer Key   | Self Correcting   |
| Custom Videos   | QR Codes  | Embedded You Tube   | Embedded  |
| Audio Readings  | N/A   | No Audio Readings   | Contains Audio Readings   |
| Navigation      | N/A   | Student Directed  | Automatically Advancing   |
| Extras          | Early Finish Challenges   | Movable Pieces  | Interactive Animation   |

# 3 Versions


- Print
- Google Slides
- Webscape™ (Our most popular experience)

Learn more! 

# Print

- Cut and paste stamps for each challenge
- Easy to follow
- Optimal for group or partner work

Learn more!



After each challenge, cut out your medal and hang it on your bedroom wall for all to see.

# Print

## Blizzard Games

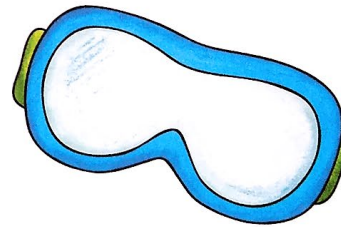
Rebecca Vaid  
(Name)

has successfully completed the competitions  
and walked away with four winning medals!

28/09  
(Date)

### Oops!

You dropped your ski goggles on the mountain!



NO USING YOUR EYES FOR 5  
MINUTES!

- Certificate of completion
- OOPS! Cards for differentiation

Learn more!









# Webscape™

**Challenge #1**

Click on the book to read the text, then click on each clue and answer the questions. Answer carefully, because the right answers will give you the clues to solve the challenge!

How would you rate your figure skating performance?

|  |                                  |  |   |
|--|----------------------------------|--|---|
| Text 1   | <input type="text" value="A"/>   | <input type="text" value="perfect"/>   | <input type="text" value="ten"/>  |
|   | Clue #1                          | Clue #2  | Clue #3   |
| Text 2   | <input type="text" value="out"/> |  |  |
|  | Clue #4                          | Clue #5  | Clue #6   |

- Most interactive experience
- Self correcting
- Embedded videos
- Embedded audio
- Animation
- Simple navigation

Learn more!



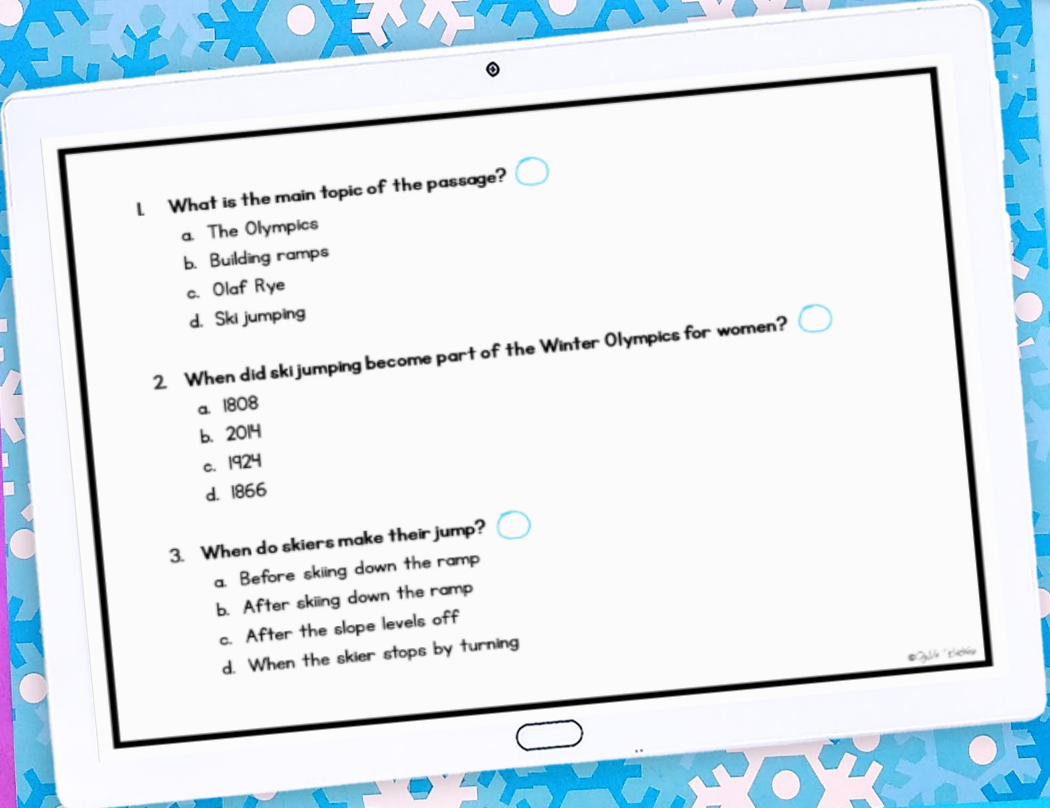
# Webscape <sup>TM</sup>

- No log ins or sign ups
- Works with any device that has an internet connection and web browser
- Zero prep! Just share the link with your students.

Learn more!



# Google Slides

- 
1. What is the main topic of the passage?
- a. The Olympics
  - b. Building ramps
  - c. Olaf Rye
  - d. Ski jumping
2. When did ski jumping become part of the Winter Olympics for women?
- a. 1808
  - b. 2014
  - c. 1924
  - d. 1866
3. When do skiers make their jump?
- a. Before skiing down the ramp
  - b. After skiing down the ramp
  - c. After the slope levels off
  - d. When the skier stops by turning



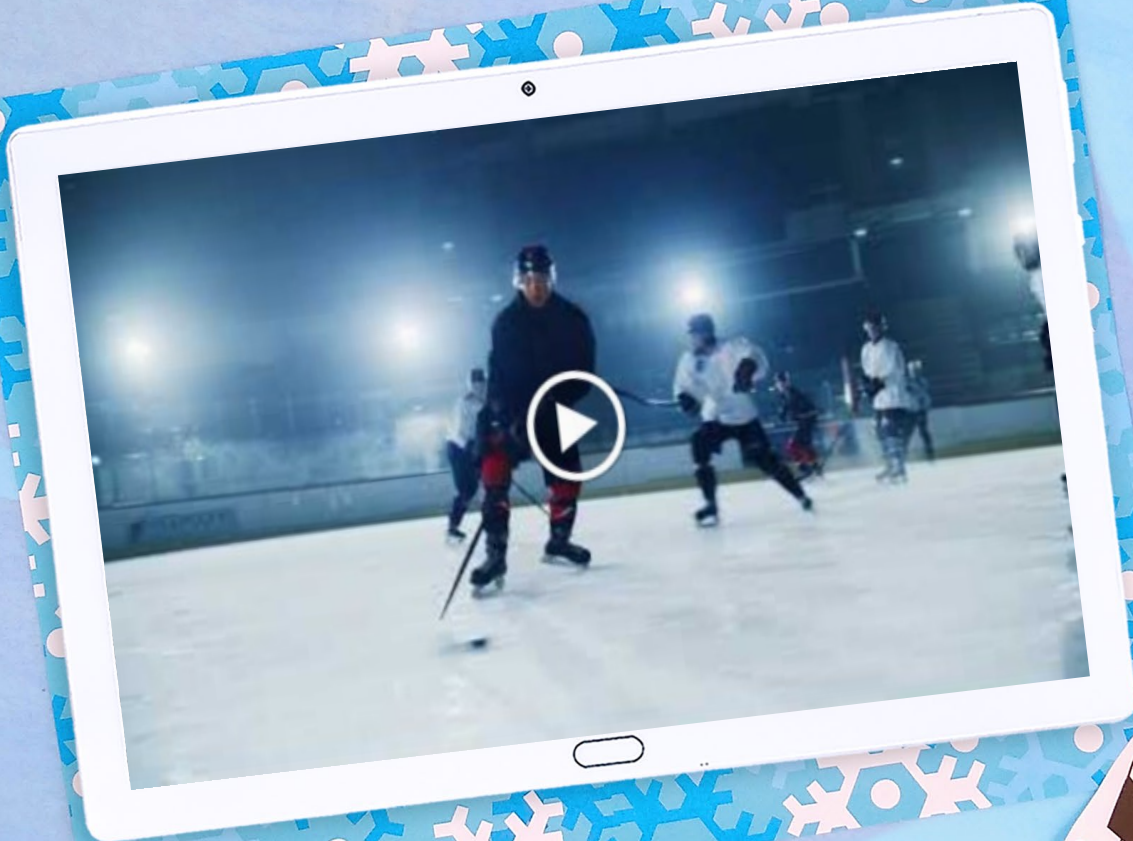
- Three problem per slide
- Students drag to highlight their answers

Learn more!



# Google Slides

- Engaging & educational multimedia
- 6 video narrations about the story.



Learn more!



# Looking for More?

Magi CORE DIGITAL & PRINTABLE K-1st Grade

## FALL BUNDLE

Includes: PUMPKIN PATCH, HALLOWEEN AROUND THE WORLD, THANKSGIVING DAY PARADE, SCHOOLS AROUND THE WORLD, VIRTUAL Field trip, THANKSGIVING FEAST Project Based Learning, APPLE ORCHARD, DAY OF THE DEAD, VIRTUAL Field trip.

1st Grade

## Reading Comprehension

Includes: Text Features, Compare & Contrast, Answering Questions, Jungle Safari Escape Room.

ESCAPE ROOM BUNDLE

PRINTABLE • GOOGLE • WEBSCAPE™

## HOLIDAY BUNDLE

Includes: CHRISTMAS AROUND THE WORLD, THANKSGIVING DAY PARADE, HALLOWEEN AROUND THE WORLD, VIRTUAL Field trips.

VIRTUAL Field trips