

6th, 7th, & 8th Grade

# Comprehension Review



## Whodunit Escape Room



PRINTABLE • WEBSCAPE™



# WHODUNIT ESCAPE ROOM MAP

1. Challenge #1: Read the passages and answer the questions to discover the first whodunit clue.
2. Challenge #2: Read the passages and answer the questions to discover the second whodunit clue.
3. Challenge #3: Read the passages and answer the questions to discover the third whodunit clue.
4. Challenge #4: Read the passages and answer the questions to discover the fourth whodunit clue.

## Solve the Case!

Students won't realize they are practicing Reading Comprehension skills! They will be immersed in the storytelling and our original videos as they complete reading comprehension challenges.

Learn more!



# 4 Reading Challenges

## 1 IT'S NOT AN AIRCRAFT

Four bright lights. A long, metallic shape. Incredible speed. Appearing and vanishing. 20-year-old Australian pilot Frederick Valentich used to describe an odd aircraft flying on October 21, 1978.

Right before he disappeared forever.

Valentich filed a flight plan at Moorabbin Airport in Melbourne to fly to King Island in the Bass Strait in his single-engine Cessna 182L. He planned to increase his flying hours for training and then return to Melbourne. Conditions were perfect for flying that night, with clear skies, excellent visibility, and light winds. Valentich's plane had been refueled to capacity with enough fuel for five hours of flying time, plenty for his roundtrip. He left Moorabbin Airport at 1819 hours local time, and by 1900 hours, he had Cape Otway in sight and was on track to reach his destination.

Until something took him off track . . .

Valentich contacted the Melbourne Flight Station to report an unidentified flying object following him. He reported that the craft had four bright light an odd shape with a metallic exterior, and was moving at extraordinary speeds. Most unsettling was the fact that this craft occasionally disappeared from Traffic Control, however, assured him that no other planes were in the area. Valentich's tone became increasingly distressed as he explained that the unidentified craft hovered directly above him, shining an unknown green light. His own plane's engine began rough idling and coughing.

At 1912 hours, a strange noise sounded, and the last words Frederick Valentich spoke were "It's hovering on top of me again . . . It's hovering, and it's hovering." Silence followed. Radio contact was lost. Frederick Valentich's plane was never seen again.

## CHALLENGE 1

- Read the passages and answer the questions.
- Submit your answers to the mystery decoder.
- Gather your first clue to figure out whodunit.

## CLUE #1: THE MANIFEST

Enter your answers in the Mystery Decoder to discover your first clue.



DO NOT go to the next page until you've answered the question on your brochure!


Scan the QR code to view the text.



1. What is the author's main purpose for writing this text?
  - a. to entertain readers with a tale about an extraterrestrial encounter
  - b. to persuade readers to believe Frederick Valentich is still alive
  - c. to explain what happened to Frederick Valentich after he disappeared
  - d. to inform readers about Frederick Valentich's mysterious disappearance
2. What do readers learn about Frederick Valentich in Paragraph 1?
  - a. He was an Austrian pilot.
  - b. He disappeared after reporting a strange craft flying around him.
  - c. He was flying on the night of October 21, 1978.
  - d. He was on his way to King Island.
3. Why does the author include several short and one-paragraph sentences within the larger text?
  - a. to separate different topics within the larger text
  - b. to increase the tension and mystery of the text
  - c. to make reading the text easier
  - d. to provide information about what Valentich saw while flying
4. What does **tangible** mean in the sentence "No tangible clues were left behind to study" in Paragraph 8?
  - a. capable of being touched or handled
  - b. made by extraterrestrials
  - c. found underwater
  - d. provided by experts
5. What is the central idea of Paragraph 9?
  - a. UFO sightings were common in Australia in 1978.
  - b. There are many theories about what happened to Frederick Valentich.
  - c. Search and rescue operations didn't find wreckage or remains.
  - d. Frederick Valentich was not happy with his life and staged his disappearance.
6. What can be inferred by the fact that Valentich's family had a plaque placed at the Cape Otway lighthouse?
  - a. Valentich's family wanted to put the past behind and move on with their lives.
  - b. Valentich's family made the plaque as a message to the extraterrestrials who may have taken him.
  - c. Valentich's family wanted to warn others that Otway area was dangerous.
  - d. Valentich's family needed to do something to ease the grief of losing him under such mysterious circumstances.

- Challenges focused on Reading Comprehension
- Each challenge takes about 20-30 minutes
- 2 nonfiction passages & 2 fiction passages
- Multiple choice questions
- Passages in 6<sup>th</sup>-8<sup>th</sup> Grade Text Complexity band (925L-1185L)
- Passages and questions are scaffolded

Learn more!



# 4 Reading Challenges

## CHALLENGES

Challenge #1: Read the passages and answer the questions to discover the first whodunit clue.


Challenge #2: Read the passages and answer the questions to discover the second whodunit clue.

Challenge #3: Read the passages and answer the questions to discover the third whodunit clue.

Challenge #4: Read the passages and answer the questions to discover the fourth whodunit clue.

- Themed videos integrated throughout the Escape Room to keep students engaged.
- Students work in groups, partners, or independently.

Learn more!



2

# THE HESSDALEN LIGHTS OF NORWAY

In the Hessdalen Valley of Norway, a strange occurrence has been reported above the valley during the day and night. These lights are about the size of a football and change in intensity. They flicker and move above the valley on a regular basis, darting, and then suddenly disappearing. The lights are often bright for seconds or hours. No sound or heat appears to emit from them.

The sightings of what are now known as the Hessdalen Lights have been reported in the sky. From 1982 to 1984, their frequency increased to about 10 to 20 times per week. The activity then decreased to about 10 to 20 times per week. Scientific investigations have been conducted to study the lights, and many theories exist. A popular hypothesis is that the lights are caused by a natural phenomenon involving ionized gas or plasma, similar to the aurora borealis. The Hessdalen Valley is rich in materials such as zinc, copper, and silver. All ingredients used in batteries. Scientists have suggested that local sulfur mines emit sulfuric acid, which acts as a natural battery, creating visible light as a result.

Another theory suggests that the lights are caused by radon gas in the atmosphere. Radon is released from rocks, soil, and water throughout Norway overall, having a long history of this explanation certainly.

Other ideas about the lights include lightning, reflections from the ground, extraterrestrial craft, wormholes to other worlds, and the speed at which they move.

1.

Click the magnifying glass to view the text

What is the author's main purpose for writing this text?



to entertain readers with a tale about an extraterrestrial encounter

to explain what happened to Frederick Valentich after he disappeared

to persuade readers to believe

to inform readers about Frederick Valentich's disappearance

## IT'S NOT AN AIRCRAFT

Four bright lights. A long, metallic shape. Incredible speed. Appearing and vanishing. These are all descriptions 20-year-old Australian pilot Frederick Valentich used to describe an odd aircraft flying around him on the evening of October 21, 1978.

Right before he disappeared forever.



Valentich filed a flight plan at Moorabbin Airport in Melbourne to fly to King Island in the Bass Strait in his single-engine Cessna 182L. He planned to increase his flying hours for training and then return to Melbourne. Conditions were perfect for flying that night, with clear skies, excellent visibility, and light winds. Valentich's plane had been refueled to capacity with enough fuel for five hours of flying time, plenty for his roundtrip. He left Moorabbin Airport at 1819



# 2 Versions

- Print in both color and blackline
- Webscape™ (Our most popular experience)

Learn more!

	<b>PDF</b> 	<b>Webscape™</b> 
Format Type	Printable	Digital
Device	N/A	Any Device
Required Prep	Print & Go	Zero Prep
Student Answers	Printable Answer Pamphlet	Integrated Challenge Hub
Self Correcting	Includes Answer Key	Self Correcting
Custom Videos	QR Codes	Embedded
Audio Readings	N/A	Contains Audio Readings
Navigation	N/A	Automatically Advancing
Extras	Early Finish Challenges	Interactive Animation

## 2 Versions

- Print in both color and blackline
- Webscape™ (Our most popular experience)

Learn more!



# Print

- Color and blackline version
- Easy to follow
- Optimal for group or partner work
- Recording brochure for answers
- Self-checking decoder
- Certificate of completion

Learn more!



## BEST DETECTIVE

(Name) \_\_\_\_\_

You've successfully collected all the clues, solved the mystery, and discovered whodunit!

(Date) \_\_\_\_\_

## MYSTERY DECODER

Use the following codes for each challenge to unlock the secret item and move to the next challenge.

- Challenge 1**
- Question 1  
a = My  
b = B  
c = We  
d = They
- Question 2  
a = instruct  
b = wanted  
c = all  
d = train
- Question 3  
a = it  
b = depart  
c = around  
d = were
- Question 4  
a = in  
b = car  
c = the  
d = suspicion
- Question 5  
a = at  
b = one  
c = with  
d = had
- Challenge 2**
- Question 1  
a = My  
b = The  
c = Her  
d = I
- Question 2  
a = passport  
b = luggage  
c = train  
d = intended
- Question 3  
a = the  
b = left  
c = and  
d = off
- Question 4  
a = noticed  
b = strange  
c = story  
d = was
- Challenge 3**
- Question 1  
a, b, c = They  
a, b, d = The  
b, c, d = That  
a, c, d = We
- Question 2  
a = had  
b = served  
c = stole  
d = could
- Question 3  
a = salad,  
b = pie,  
c = bread,  
d = sandwiches.
- Question 4  
a = pasta,  
b = spaghetti,  
c = bread,  
d = was
- Challenge 4**
- Question 1  
a = A  
b = He  
c = I  
d = The
- Question 2  
a = saw  
b = tried  
c = grabbed  
d = had
- Question 3  
a, b, c = what  
a, b, d = to  
b, c, d = of  
a, c, d = for
- Question 4  
a = get  
b = angry  
c = take  
d = she
- Question 5  
a = and  
b = a  
c = the  
d = of
- Question 6  
a = see  
b = again  
c = other  
d = stop.
- Question 6  
a = parcel  
b = whodunit  
c = explored  
d = match.
- Question 6  
a = pie.  
b = dp.  
c = bread  
d = napkin.
- Question 6  
a = compartment.  
b = mystery.  
c = reaction.  
d = passport.

## MYSTERY DECODER

Use the following codes for each challenge to unlock the secret item and move to the next challenge.

- Challenge 1**
- Question 1  
a = My  
b = B  
c = We  
d = They
- Question 2  
a = instruct  
b = wanted  
c = all  
d = train
- Question 3  
a = it  
b = depart  
c = around  
d = were
- Question 4  
a = in  
b = car  
c = the  
d = suspicion
- Question 5  
a = at  
b = one  
c = with  
d = had
- Challenge 2**
- Question 1  
a = My  
b = The  
c = Her  
d = I
- Question 2  
a = passport  
b = luggage  
c = train  
d = intended
- Question 3  
a = the  
b = left  
c = and  
d = off
- Question 4  
a = noticed  
b = strange  
c = story  
d = was
- Challenge 3**
- Question 1  
a, b, c = They  
a, b, d = The  
b, c, d = That  
a, c, d = We
- Question 2  
a = had  
b = served  
c = stole  
d = could
- Question 3  
a = salad,  
b = pie,  
c = bread,  
d = sandwiches.
- Question 4  
a = pasta,  
b = spaghetti,  
c = bread,  
d = was
- Challenge 4**
- Question 1  
a = A  
b = He  
c = I  
d = The
- Question 2  
a = saw  
b = tried  
c = grabbed  
d = had
- Question 3  
a, b, c = what  
a, b, d = to  
b, c, d = of  
a, c, d = for
- Question 4  
a = get  
b = angry  
c = take  
d = she
- Question 5  
a = and  
b = a  
c = the  
d = of
- Question 6  
a = see  
b = again  
c = other  
d = stop.
- Question 6  
a = parcel  
b = whodunit  
c = explored  
d = match.
- Question 6  
a = pie.  
b = dp.  
c = bread  
d = napkin.
- Question 6  
a = compartment.  
b = mystery.  
c = reaction.  
d = passport.

## CLUE #4: THE PARCEL

Enter your answers in the Mystery Decoder to discover your fourth clue.

Scan the QR code to view the video



1.	Answer	Code
2.		
3.		
4.		
5.		
6.		

1.	Answer	Code
2.		
3.		
4.		
5.		
6.		

1.	Answer	Code
2.		
3.		
4.		
5.		
6.		



to the next page until question on

# Webscape™

OH NO!

Something is wrong.

Double check your  
answers!

- Most interactive experience
- Self correcting
- Embedded videos
- Embedded audio
- Animation
- Simple navigation

*Learn more!*





# Webscape™



## THE HESSDALEN LIGHTS OF NORWAY

In the Hessdalen Valley of Norway, a strange occurrence has people curious. Mysterious lights visit the sky above the valley during the day and night. These lights are about the size of a car, orb-shaped or elongated, and often change in intensity. They flicker and move above the valley on a recurring basis and have been described as hovering, darting, and then suddenly disappearing. The lights are often bright and colored white, yellow, or red, and they can last for seconds or hours. No sound or heat appears to emit from these odd lights.

The sightings of what are now known as the Hessdalen Lights date back to the 1930s, with reports of strange balls of lights in the sky. From 1982 to 1984, their frequency increased, and they were observed over 15 to 20 times per week. The activity then decreased to about 10 to 20 times per year. People are still reporting sightings today.



- No log ins or sign ups
- Works with any device that has an internet connection and web browser
- Zero prep! Just share the link with your students.

Learn more!



# Looking for More?

**MEGA** bundle  
6th Grade  
ALL STANDARDS

6th Grade  
nonfiction COMPREHENSION bundle  
6th Grade  
fiction COMPREHENSION bundle

1,000+ Lexile Levelled Passages!  
100+ Fiction Passages!

DIGITAL AND PRINTABLE  
DIGITAL AND PRINTABLE

1000+ COMPREHENSION PASSAGES  
DIGITAL AND PRINTABLE

ALL YEAR

Magi CORE




READING COMPREHENSION  
7th Grade  
ALL STANDARDS  
mega bundle

DEVELOP & CONTRAST THE POINT OF VIEW  
CENTRAL IDEA & SUMMARY  
MEANING OF WORDS & PHRASES  
EVALUATE ARGUMENTS & CLAIMS IN A TEXT  
AUTHOR'S POINT OF VIEW & PURPOSE  
THEME & CENTRAL IDEA  
MEANING OF WORDS & PHRASES  
STORY ELEMENT INTERACTIONS  
ANALYZE FORM & STRUCTURE POEM OR DRAMA  
ANALYZE TEXT STRUCTURE  
INFERRING & EXPLICIT ANALYSIS  
ANALYZE INTERACTIONS & RELATIONSHIPS  
ANALYZE MULTIPLE & CONFLICTING VIEWS

PRINTABLE VERSION

Magi CORE



READING COMPREHENSION  
8th Grade  
ALL STANDARDS  
mega bundle

THEME & CENTRAL IDEA  
ANALYZE THE IMPACT OF DIALOGUE & INCIDENTS  
MEANING OF WORDS & PHRASES  
EVALUATE ARGUMENTS & CLAIMS IN A TEXT  
ANALYZE CONNECTIONS IN A NONFICTION TEXT  
AUTHOR'S POINT OF VIEW & PURPOSE  
CENTRAL IDEA & SUMMARY  
ANALYZE TEXT STRUCTURE  
ANALYZING POINT OF VIEW  
MEANING OF WORDS & PHRASES  
INFERRING & EXPLICIT ANALYSIS  
ANALYZE MULTIPLE & CONFLICTING VIEWS  
COMPARE & CONTRAST TEXT STRUCTURE  
ANALYZE CONNECTIONS IN A NONFICTION TEXT

PRINTABLE VERSION

Magi CORE

