

READING COMPREHENSION BUNDLE

Magical Mysteries

Magical Mysteries

THE CASE OF THE TANGLED SETTINGS

Dear Junior Detectives,
Not much happens in my small, coastal town of Bayview. Being a detective here is usually so easy. The worst thing that ever happened in summer when all the tourists are here.
But today, something strange...

SUSPECT LIST

- Rikka
- Jetty

Magical Mysteries

THE CASE OF THE VANISHING SNOWMAN

Dear Brilliant Detectives,
Greetings to all the brilliant minds of Frostville Elementary!
I hope this letter finds you ready for an exciting adventure because we have a mystery that only someone as clever and observant as you can solve. The town needs help. Our beloved snowman, Mr. Flurry, has disappeared from the town square every winter, but this year...

SUSPECT LIST

- Icicle Ivana
- Frosty Fred

Magical Mysteries

THE GALACTIC SPACE STATION PUZZLE

Dear Future Space Detectives,
Excitement and adventure await you in the stars! We are seeking to solve a mystery on an extraordinary journey through the cosmos with our latest and most thrilling challenge yet: The Galactic Space Station Puzzle.
The mysterious Starlight Voyager, orbiting high above Earth, is the key to solving this puzzle. The Starlight Voyager has vanished, and the children's mission is to find out why.

SUSPECT LIST

- Dr. Lena Zhou
- Gizmo

Magical Mysteries

THE CASE OF THE LOST POP STAR GUITAR

SUSPECT LIST

- Brooke Vasquez
- Shaina

Magical Mysteries

THE SECRET OF SUGARVILLE'S CANDY FACTORY

SUSPECT LIST

- na Presse
- Dr. Hov



Reading Co

CONFIDENTIAL

CONFIDENTIAL
TOP SECRET

READING COMPREHENSION



Variety of skills & themes!

- The Case of the Missing Snowman
- The Galactic Space Station Puzzle
- The Case of the Lost Pop Star Guitar
- The Case of the Tangled Settings
- The Secret of Sugarville's Candy Factory

Coming soon . . .

The Mysterious Case of the Mixed Up Speech



2 VERSIONS

Name: _____

The Sweet Secret of Sugar

Directions: Answer the comprehension questions.

- How does Bobby Treakle feel about the factory?
 - He wants to eat them.
 - He believes he knows.
 - He is afraid he's allergic.
 - He thinks they would be good.
- How do Amy and Alfred plan to solve the mystery?
 - They plan to honor Bobby.
 - They plan to give him a reward.
 - They plan to hire a detective.
 - They plan to search the factory.
- When are cacao pods ready to be harvested?
 - when they turn yellow.
 - when they turn orange.
 - when they turn red.
 - when they turn brown.
- Which of the following words is NOT a synonym for "delicious"?
 - graph
 - table
 - bold
 - glossy
- How is the detective feeling?
 - It's embarrassing.
 - confident
 - surprised
 - amused

Date: _____


Sugarville's Candy Factory

Clue #3

Directions: Read the passage below. Answer the questions to decode the symbol. This will reveal a clue of a suspect you can eliminate.

Cornering the Competition

"I don't know how to make the delicious candy you make at the factory," Bobby said. "I wouldn't know the first thing to do with raw cacao beans."



They'd be... they'd be... because I'd... delicious, but... into something... torture to ju... be so upset!"

"Okay,..."

"Bobby, the raw ingredi..."

"Clearly, some deep bre... We'll send you... today."

"You... whirled..."

"What are..."

"Researchin... don't want to act..."




Webscape™

"Go to our Sugarville Candy Factory website," Alfred said. "We have a page there that explains it."

With a few clicks, Bobby was on their website.

The Magic of Turning Beans into a Sweet Chocolate Treat

Chocolate starts as cacao beans, which are *harvested* from pods on the cacao tree. The pods are ripe and ready for picking when they turn a bright yellow-orange color. The beans are then *fermented* under banana leaves for 2-9 days to develop their flavor. After fermentation, they are *dried* under the sun for 7-14 days on wooden boards or bamboo mats. Raking and turning them over continually ensures the beans dry consistently. Once dried, the beans are *roasted* at low temperatures to bring out their rich aroma and flavor.



Next, the roasted beans are cracked open in a process called *winning*, revealing the nibs inside. These nibs are *ground* into a thick paste called cocoa liquor. Under high pressure, the paste can become cocoa powder and cocoa butter. Depending on the desired type of chocolate being produced, additional ingredients such as sugar, milk powder, and flavorings may be added to the cocoa liquor.

The mixture is then refined through *conching*, which involves heating and stirring to develop a smooth texture and enhance the flavor. After conching, the chocolate is *tempered* to ensure proper crystallization of the cocoa butter, which gives chocolate its characteristic shine and snap.


Finally, the tempered chocolate is *molded* into bars, or used in various confections like truffles or bonbons. The finished chocolate is then *cooled* and *packaged* for distribution.

From bean to bar, the process of making chocolate is a magical journey that requires precision, skill, and a deep appreciation for the art of chocolate.

With a few clicks, Bobby was on their website.

The Magic of Turning Beans into a Sweet Chocolate Treat

Chocolate starts as cacao beans, which are *harvested* from pods on the cacao tree. The pods are ripe and ready for picking when they turn a bright yellow-orange color. The beans are then *fermented* under banana leaves for 2-9 days to develop their flavor. After fermentation, they are *dried* under the sun for 7-14 days on wooden boards or bamboo mats. Raking and turning them over continually ensures the beans dry consistently. Once dried, the beans are *roasted* at low temperatures to bring out their rich aroma and flavor.



Next, the roasted beans are cracked open in a process called *winning*, revealing the nibs inside. These nibs are *ground* into a thick paste called cocoa



Steps to Make Chocolate

- harvesting
- fermenting
- drying
- roasting
- cooling

Print



2 VERSIONS

| | PDF  | MagiCore Web™  |
|-----------------|--|--|
| Format Type | Printable | Digital |
| Device | N/A | Any Device |
| Required Prep | Print & Go | Zero Prep |
| Student Answers | Printable Answer Pamphlet | In MagiCore Web |
| Self Correcting | Includes Answer Key | Self Correcting |
| Custom Videos | QR Codes | Embedded |
| Audio Readings | N/A | Contains Audio Readings |
| Navigation | N/A | Automatically Advancing |
| Extras | Printable "Case File" | Interactive Animation |

- Print
- MagiCore Web
(Our most immersive experience)



5 Reading Challenges in each Resources


Uncover clues by answering basic comprehension questions

The Galactic Space Station Puzzle
Clue #2

Directions: Read the passage below. Answer the questions to decode the symbol. This will reveal a clue of a suspect you can eliminate.

Ask an Alien

On his way back from talking to the crew members involved in last night's basketball game, Commander Starr ran into Zara, the Zeltronian. They were an alien who had been granted permission to travel aboard Starlight Voyager as part of an alien exchange program. A human was also currently participating in a similar program on a Zeltronian outpost in the Dakken Galaxy.



Zara had scales that shimmered and changed colors depending on their mood. The scales were truly a sight to behold and entertaining to watch as they shifted to indigo to blue to all the colors of an Earth rainbow and more. Zara could change at will, but when their emotions got involved, the scales altered on their own. Commander Starr had caught Zara poking around the station on many occasions, their curiosity to rein in. Every time he caught them, their scales turned a bright crimson in embarrassment. They were mostly a harmless alien, though, weren't they?

"Where were you last night, Zara?" he asked after watching them run a close one of the oxygen vents, no doubt curious about the air blowing out of it.

If I don't find the QFG, there won't be air coming out of that vent for long, Commander Starr thought.

Clue #3
Question 1

Why does Commander Starr go to the QFG's location again?

to see if it had been returned

to see if he missed any clues

to measure the empty space

to waste time

Use the decoder to find the word that corresponds to this code:

Code word: Sparky's

Continue



ENGAGING VIDEOS



Dear ...
Greetings to all the brilliant minds of Frostville Elementary!
I hope this letter finds you ready for an exciting adventure because we have a mystery that only someone as clever and observant as you can solve. The town needs help. Our beloved snowman, Mr. Flurry, who has been missing since the night of our town square every winter, has my...



Videos tell an engaging story



ELIMINATE SUSPECTS

Unlock clues to eliminate suspects.

The screenshot shows a digital interface for a reading activity. On the left, there is a vertical sidebar with four tabs: 'Directions', 'Passage', 'Decoder', and 'Suspect List'. The 'Directions' tab is selected. The main content area displays the following text:

Clue #1

Read the clue you decoded below. Use the clue to eliminate a suspect on the "Suspect List" tab.

If you think the clue isn't quite right, you can use the back arrow to answer the questions again.

Prince was at a jousting tournament

Below the text is an illustration of a red book and a magnifying glass. At the bottom right, there is a red 'Continue' button. A yellow arrow points to the 'Suspect List' tab in the sidebar.



PRINT

- Certificate of completion

- Suspect cards with video linked

QR codes

- Low prep

- Hands on clue decoding

The Galactic Space Station Puzzle

Clue #3

Directions: Read the passage below. Answer the questions to decode the symbol. This will reveal a clue of a suspect you can eliminate.

Say Cheesel

The Galactic Space Station Puzzle

Clue #2

Directions: Read the passage below. Answer the questions to decode the symbol. This will reveal a clue of a suspect you can eliminate.

Ask an Alien

The Galactic Space Station Puzzle

Clue #1

Directions: Read the passage below. Answer the questions to decode the symbol. This will reveal a clue of a suspect you can eliminate.

Missing Quantum Flux Generator Generates Worry

Earth's finest space station, Starlight Voyager, orbited the planet while the team onboard conducted its critical research. Earth's plant life was in trouble due to excessive temperatures and wild weather on the surface. It was up to this team to find solutions to save the plants on which animals and humanity depended. Failure would equal disaster.

The pressure on this crew was incredible, but everyone was hopeful because Starlight Voyager was the latest innovation in space station technology. Its main power source, the Quantum Flux Generator, or the QFG for short, used green energy to run the space station's vital systems. The QFG was the only one of its kind, and it made this important mission possible. It was also a prototype for using more green energy on Earth, which was a large part of reversing the trouble the planet was having with plant life. The QFG was a symbol of hope for the life-saving research being conducted on the Starlight Voyager.

until it vanished!

Commander Nova Starr had reported for duty per usual, only to find a blinking warning on the screen of his command post.

WARNING! WARNING! Main Power Source Not Detected. Auxiliary Power Source



The Galactic Space Station Puzzle

Clue #1

Directions: Answer the comprehension questions. Use your answers to decipher the code.

1. Why is Earth's plant life in trouble?

- a. wildfires
- b. excessive temperatures and wild weather
- c. a deadly pesticide
- d. a shortage of good soil

2. Who is on Starlight Voyager's team?

- a. J4
- b. B9
- c. E3
- d. G2

3. Why does Commander Starr want to get home?

4. Why is he spending for a prize?

5. Why is he equal disaster?

6. Why is he just for fun?

The Galactic Space Station Puzzle

Clue #3

Directions: Answer the comprehension questions. Use your answers to decipher the code in the passage.

1. Why does Commander Starr go to the QFG's location again?

- a. to see if it had been returned
- b. to measure the empty space
- c. to see if he missed any clues
- d. to waste time

2. What does he find at the QFG's location this time?

- a. cheese crumbs
- b. footprints
- c. a handwritten note
- d. a robot puppy

3. What does the rabbit do that Gzmo the cat doesn't like?

- a. making too much noise at night
- b. playing with the station's children
- c. playing pranks on the crew
- d. nibbling on things on Starlight Voyager

4. What reason does Commander Starr give for being near the QFG?

- a. It's where he keeps his cheese.
- b. He likes the warmth of the QFG.
- c. He doesn't have a room on the station.
- d. The QFG is a good spot.

5. What can be inferred by the fact that Commander Starr has wanted to send Gizmo back to Earth in a pod?

- a. Gizmo doesn't like flying in space.
- b. There was no room on the pod for Gizmo.
- c. Gizmo has asked to be sent back to Earth.
- d. Commander Starr finds Gizmo to be a nuisance.

6. What does Sparky have that could help clear Gizmo's name?

- a. audio recordings
- b. extra cheese



WEBSCAPE™

- Most interactive experience
- Self correcting
- Read aloud audio option
- Videos integrated
- Animations & sound effects
- Simple navigation

The Case of the Lost Pop Star Guitar
Conclusion Responses

Date: _____

Directions: Answer the comprehension questions.

1. What do Penny Ming's actions when she is found to be the thief tell you about her as a character? Provide text evidence to support your answer.

Name: _____ Date: _____

The Case of the Lost Pop Star Guitar
Conclusion

"That's the secret daisy on my guitar!" Amber squealed as she read Penny Ming's post that went with the photo Brooke had sent her.

"Secret daisy?" Cory squinted at the photo on Amber's phone. "What secret daisy?"

"Grandpa Jack put a hidden daisy on the back of my guitar," Amber said, letting Cory take her phone. "No one knows about it."

"Penny Ming at PopPulse knows about it," Cory said. "And she's written quite the post about your lucky guitar being lost and how devastated you are." He touched his finger to the screen and scrolled a bit. "There are zillions of comments. So much drama."

"Which is exactly what Penny Ming had hoped to create by stealing my guitar. Her post is going viral."

Cory scrolled a bit more. "Hey, PopPulse is located in this town."

"Then it's time my security team and I took a little field trip."

They arrived at PopPulse in under thirty minutes. Amber tried to run away as soon as she recognized Amber, but the security team easily prevented her.

Answer the comprehension questions.

1. What do Penny Ming's actions when she is found to be the thief tell you about her as a character? Provide text evidence to support your answer.

Continue

Magi CORE