



# HAMBURGER PARAGRAPH

Your writing should include details like a juicy hamburger.

## TOPIC SENTENCE



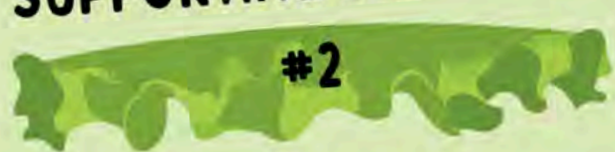
The first part of the paragraph that introduces the main idea.

## SUPPORTING SENTENCE




Give a specific topic sentence

## SUPPORTING SENTENCE




Give another supporting sentence using facts

## SUPPORTING SENTENCE




Elaborate on the main idea using facts


## CONCLUDING SENTENCE



Refer back to the topic sentence to conclude the idea.



# how to WRITE A HAMBURGER PARAGRAPH



## JUICY PARAGRAPHS

Highlight the key parts of the paragraph in the color indicated

Barbie has a fascinating history as one of the most popular toys ever created. Barbie was introduced in 1959 by Mattel who wanted to make a doll that let kids imagine the lives of adults. Barbie became an instant hit. Over the years she has had many careers, from astronaut to doctor. Barbie has shown that girls can do anything. Barbie has changed over time to represent more diverse looks and backgrounds for kids from all backgrounds. With her long history and impact, Barbie is more than just a doll—she's a cultural icon.

Main Idea Sentence: red

Detail #1: orange

Detail #2: yellow



## JUICY PARAGRAPHS

Cut and paste the sentence strips in the correct order to build a juicy paragraph.

Main Idea Sentence:




Detail #1:



Detail #2:



Detail #3:



Concluding Sentence:


The leaves on many trees turn bright colors like red, orange, and yellow before falling to the ground.

The weather becomes cooler, making it perfect for wearing cozy sweaters.


Fall is the best season of the year.

With colorful leaves, cool weather, and fun activities, fall is an exciting season to enjoy.


Fall is a time for fun traditions like carving pumpkins and jumping in leaves.



TOPIC SENTENCE



DETAIL



DETAIL



Lesson #1

# HAMBURGER PARAGRAPH

Your writing should include details like a juicy hamburger.

## TOPIC SENTENCE



The first part of the paragraph that introduces the main idea.

## SUPPORTING SENTENCE




Give a specific idea about the topic sentence.

## SUPPORTING SENTENCE



Give another specific idea using facts or details.

## SUPPORTING SENTENCE




Elaborate on another idea using facts or details.

## CONCLUDING SENTENCE



Refer back to the topic sentence to wrap up the idea.



# how to WRITE A HAMBURGER PARAGRAPH

PRINTABLE LESSONS

Lesson #1

## JUICY PARAGRAPHS

Highlight the key parts of the paragraph in the color...

Barbie has a fascinating history as one of the most toys ever created. Barbie was introduced in 1959 by Ruth Handler, who wanted to make a doll that let kids imagine themselves as adults. Barbie became an instant hit. Over the years, she has had many careers, from astronaut to doctor, showing that girls can do anything. Barbie has changed over time to represent more diverse looks and inspire kids from all backgrounds. With her long history and impact, Barbie is more than just a doll—she's an icon.

Main Idea Sentence:		
Detail #1:		
Detail #2:		

Lesson #2

## JUICY PARAGRAPHS

Cut and paste the sentence strips in the correct order to build a juicy paragraph.

TOPIC SENTENCE

DETAIL

DETAIL

Main Idea Sentence:

Detail #1:

Detail #2:

Detail #3:



# LESSON PLANS AND ANCHOR CHART

## LESSON PLANS

### BUILDING JUICY HAMBURGER PARAGRAPHS

Grade Level: Elementary (Grades 2-3)  
Duration: 5 Days (20-30 minutes per lesson)  
Objective: Students will learn the structure of a well-organized paragraph using the Hamburger Paragraph model: topic/main idea sentence, three supporting details, and a concluding sentence.

#### INTRODUCTION TO THE UNIT

**Purpose:**  
Writing organized paragraphs is an essential skill for young writers, laying the foundation for longer pieces of writing. The Hamburger Paragraph model is a visual and engaging way for students to conceptualize paragraph structure. By comparing parts of a paragraph to a hamburger, students can better understand how each piece works together to create a complete and satisfying "bite" of writing.

**Pedagogy:**

- Scaffolded Learning: The lessons gradually move from identifying paragraph components to creating original paragraphs.
- Hands-On Activities: Students use cutting and pasting to create their own hamburger paragraphs.

### DAILY LESSON PLANS

- Review (5-10 minutes):
  - Review the hamburger structure and display an example on the board.
  - Model writing a hamburger paragraph as a class.
- Activity (20 minutes):
  - Students brainstorm their own topic (e.g., "My Favorite Animal" or "The Ever").
  - Use the Hamburger Paragraph model, students write a paragraph with a topic sentence (top bun), supporting details (fillings), and a concluding sentence (bottom bun).

### DAILY LESSON PLANS

Producing the Hamburger Paragraph






Objective: Students will learn the components of a hamburger paragraph and identify them in sample paragraphs.

1. Introduction (5-10 minutes):
  - Present the Juicy Hamburger Anchor Chart.
  - Explain that the topic/main idea sentence is the top bun, the supporting details are the fillings (lettuce, tomato, meat, etc.), and the concluding sentence is the bottom bun.
2. Activity (15-20 minutes):
  - Provide Sample Paragraphs.
  - Students highlight the topic sentence (top bun) in one color, the supporting details (fillings) in another color, and the concluding sentence (bottom bun) in a third color.

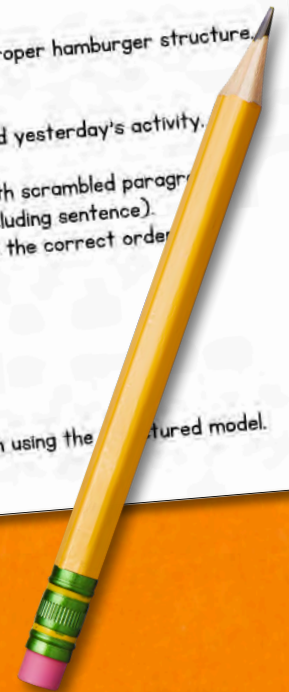
## HAMBURGER PARAGRAPH

Lesson #1

Your writing should include details like a juicy hamburger.

 <b>TOPIC SENTENCE</b>	The first part of the paragraph that introduces the main idea.
 <b>SUPPORTING SENTENCE #1</b>	Give a specific idea about the topic sentence.
 <b>SUPPORTING SENTENCE #2</b>	Give another specific idea using facts or details.
 <b>SUPPORTING SENTENCE #3</b>	Elaborate on another specific idea using facts or details.
 <b>CONCLUDING SENTENCE</b>	Refer back to the topic sentence to wrap up the main idea.

- 1. Detailed Lesson Plans (5 Days)
- 2. Lessons are Scaffolded
- 3. Anchor Chart to Introduce Topic



# SCAFFOLDED WORKSHEETS

## Highlight parts of a paragraph

Lesson #1

### JUICY PARAGRAPHS

Highlight the key parts of the paragraph in the color indicated.

Cristiano Ronaldo is one of the most famous people in the world. He has scored hundreds of goals for his amazing skills on the field. Ronaldo even uses his fame to help charities and support people in need around the world. With his incredible talent and generosity, Cristiano Ronaldo is a role model for soccer fans everywhere.







 Main Idea Sentence:	
 Detail #1:	
 Detail #2:	

Lesson #1

### JUICY PARAGRAPHS

Highlight the key parts of the paragraph in the color indicated.

Axolotls are unique and fascinating creatures. They are a type of salamander that lives underwater. Axolotls come in many colors, including pink, black, and white. Making them look like little underwater dragons. With their amazing abilities and cool appearance, axolotls are some of the most interesting animals in the world.







 Main Idea Sentence:	
 Detail #1:	
 Detail #2:	

Lesson #1

### JUICY PARAGRAPHS

Highlight the key parts of the paragraph in the color indicated.

Video games are an exciting way to spend time. Video games let you explore amazing worlds and help you practice skills like solving puzzles and improving hand-eye coordination. Finally, playing video games with friends or family can be a fun way to share laughs. With their creativity and fun, video games are a great way to spend time with friends and family.







 Main Idea Sentence:	
 Detail #1:	
 Detail #2:	

Lesson #1

### JUICY PARAGRAPHS

Highlight the key parts of the paragraph in the color indicated.

The Wright brothers made history by inventing the first successful airplane. In 1903, they flew their plane for 12 seconds, proving that humans could fly. The Wright brothers worked hard in their bicycle shop to design and build their plane, showing how determination pays off. Their invention changed the world, making travel faster and connecting people across the globe. The Wright brothers' amazing achievement inspires us to dream big and never give up!







 Main Idea Sentence:	
 Detail #1:	
 Detail #2:	

Lesson #1

### JUICY PARAGRAPHS

Highlight the key parts of the paragraph in the color indicated.

Legos are one of the most fun and creative toys kids can play with. With legos, you can build castles, spaceships, or entire cities. Think like an engineer as you figure out how to make your creations sturdy and balanced. Legos are a great way to play and learn!







 Main Idea Sentence:	
 Detail #1:	
 Detail #2:	

Lesson #1

### JUICY PARAGRAPHS

Highlight the key parts of the paragraph in the color indicated.

Barbie has a fascinating history as one of the most popular toys ever created. Barbie was introduced in 1959 by Ruth Handler, who wanted to make a doll that let kids imagine themselves as adults. Barbie became an instant hit. Over the years, she has had many careers, from astronaut to doctor, showing that girls can do anything. Barbie has changed over time to represent more diverse looks and inspire kids from all backgrounds. With her long history and big impact, Barbie is more than just a doll—she's an icon.

 Main Idea Sentence:	
 Detail #1:	
 Detail #2:	



# SCAFFOLDED WORKSHEETS

## Arrange a Paragraph: Cut & Paste

The image displays five overlapping worksheets titled "JUICY PARAGRAPHS Lesson #2". Each worksheet is designed for a cut-and-paste activity to build a paragraph. The worksheets are arranged in a fan-like pattern, showing different stages of the activity. The first worksheet on the left shows a list of sentence strips with icons: a hamburger (Main Idea Sentence), a slice of cheese (Detail #1), a hamburger with a slice of cheese (Detail #2), a slice of pizza (Detail #3), and a hamburger (Concluding Sentence). The second worksheet shows the strips being placed into a paragraph structure. The third worksheet shows the strips pasted into the structure. The fourth worksheet shows the strips pasted into the structure with a different set of text. The fifth worksheet on the right shows the strips pasted into the structure with a different set of text. A yellow pencil is positioned horizontally across the top right of the worksheets. A green cup with white polka dots and a white straw is positioned vertically on the right side. A red starburst graphic is located in the bottom right corner. The background is a bright yellow with a blue and green geometric shape in the top left.



# SCAFFOLDED WORKSHEETS

# Paragraph Graphic Organizers

Lesson #3 **JUICY PARAGRAPHS**

Pick a place you have background knowledge on. Write a juicy paragraph about your place.

Main Idea Sentence: \_\_\_\_\_

Fact #1: \_\_\_\_\_

Fact #2: \_\_\_\_\_

Fact #3: \_\_\_\_\_

Concluding Sentence: \_\_\_\_\_

Lesson #3 **JUICY PARAGRAPHS**

Pick something you know how to do well. It could be how to make something, cook something, or do an activity or sport. Write a juicy paragraph teaching others.

Main Idea Sentence: \_\_\_\_\_

Fact #1: \_\_\_\_\_

Fact #2: \_\_\_\_\_

Fact #3: \_\_\_\_\_

Concluding Sentence: \_\_\_\_\_

Lesson #3 **JUICY PARAGRAPHS**

Write a juicy paragraph about why recess is important.

Main Idea Sentence: \_\_\_\_\_

Fact #1: \_\_\_\_\_

Lesson #3 **JUICY PARAGRAPHS**

Pick any topic you have background knowledge on. Write a juicy paragraph about your topic.

Main Idea Sentence: \_\_\_\_\_

Fact #1: \_\_\_\_\_

Fact #2: \_\_\_\_\_

Fact #3: \_\_\_\_\_

Concluding Sentence: \_\_\_\_\_

Lesson #3 **JUICY PARAGRAPHS**

Pick an animal you have background knowledge on. Write a juicy paragraph about your animal.

Main Idea Sentence: \_\_\_\_\_

Fact #1: \_\_\_\_\_



# SCAFFOLDED WORKSHEETS

## Expanding on Supporting Details



**Lesson #4 EXPANDING ON SUPPORTING DETAILS**

Read the paragraph below. Help the author make their paragraph better by expanding on the supporting details. You can add an explanation or example to expand on details.

**Example:**  
Dogs are great pets for families. They are friendly and love being around people. Dogs can help keep families active by encouraging outdoor play. They can also protect families by warning them of danger. With their friendliness, energy, and protective nature, dogs make wonderful companions for families.

For each supporting detail, write a sentence to expand on it. Think about adding an explanation or example.

Supporting Detail 1: They are friendly and love being around people.  
➔ Expanded: Dogs often greet their owners with wagging tails and excited barks.

Supporting Detail 2: Dogs can help keep families active by encouraging outdoor play.  
➔ Expanded: Families can take their dogs for daily walks, which is a fun way to exercise together.

Supporting Detail 3: They can also protect families by warning them of danger.  
➔ Expanded: Dogs often bark when strangers approach their owners' houses.

Now, rewrite the paragraph with the expanded details.

---

---

---

---

---

---

---

---

---

---

**Lesson #4 EXPANDING ON SUPPORTING DETAILS**

Read the paragraph below. Help the author make their paragraph better by expanding on the supporting details. You can add an explanation or example to expand on details.

Dogs are great pets for families. They are friendly and love being around people. Dogs can help keep families active by encouraging outdoor play. They can also protect families by warning them of danger. With their friendliness, energy, and protective nature, dogs make wonderful companions for families.

For each supporting detail, write a sentence to expand on it. Think about adding an explanation or example.

Supporting Detail 1: They are friendly and love being around people.  
➔ Expanded: \_\_\_\_\_

Supporting Detail 2: Dogs can help keep families active by encouraging outdoor play.  
➔ Expanded: \_\_\_\_\_

Supporting Detail 3: They can also protect families by warning them of danger.  
➔ Expanded: \_\_\_\_\_

Now, rewrite the paragraph with the expanded details.

---

---

---

---

---

---

---

---

---

---



# SCAFFOLDED WORKSHEETS

## Hamburger Paragraph Foldable

TOPIC SENTENCE

GLUE

DETAIL

GLUE

DETAIL

GLUE

DETAIL

GLUE

CONCLUDING SENTENCE

**HAMBURGER FLIPBOOK INSTRUCTIONS**

1. Cut out each section of the template.
2. Arrange the pages in order, with the top bun on the top and the bottom bun on the bottom.
3. Staple the flipbook at the top.
4. Write each portion of the paragraph on the designated page.
5. Color the outside of the burger.

GLUE

TAIL

