

PRINTABLE LESSONS

Contraction Creatures: ADVENTURES IN WORD WONDERLAND



Name: _____ Date: _____

CONTRACTION CREATURES ADVENTURE

Directions: Help the Contraction Creatures Fix Their Magical Sentences!

Part 1

Directions: In each sentence, underline the contraction. Then, write the two words that form the contraction on the lines below.

- The Contraction Creatures haven't finished their work yet. _____ + _____
- I didn't see the creatures flying through the air. _____ + _____
- They weren't happy about the messy sentences. _____ + _____
- We can't wait to help the Contraction Creatures! _____ + _____
- He isn't sure _____ the missing _____ she went. _____ + _____

_____ excited and left out some _____ underlined words into _____

_____ apostrophe.

_____ are _____

_____ they will _____

Name: _____ Date: _____

THE LIFE OF THE CONTRACTION CREATURES

Contraction Creatures are having an adventure in Word Wonderland! _____ out their day. Use at least 10 contractions in your story. Circle _____ e, and write the word pair next to it in parentheses. For _____ creative and have fun!

Contraction Creatures woke up feeling excited. "We're going on a big _____ e. They packed their bags and left their cozy Critter Hollow. _____ ew friends, explored the woods, and even found a treasure _____ ? It's up to you to decide!

_____ Contraction Creatures going?

_____ solve during their adventure?

_____ res will speak in your story?

_____ actions. _____ n and write its _____ dle, and end. _____ d imaginative!

Example Contractions to Use:

- I'm
- do not
- don't
- cannot
- can't
- they're
- it is
- it's
- we've
- he is
- he's
- she's
- we will
- we'll
- you're
- we will
- we'll
- they'll
- who is
- who's

ACTIONS WITH "NOT"

not	will not
not	should not
not	would not
not	have not
not	has not
not	had not
not	
not	
not	
and not	

CONTRACTIONS

A shorter way to say two words.

- The 1st word stays the same.
- The 2nd word pops out letters.
- An apostrophe holds the spot of the missing letters.

Watch the Contraction Creatures do their magic!

I am → POOF → I'm

She is → POOF → She's

Cannot → POOF → Can't



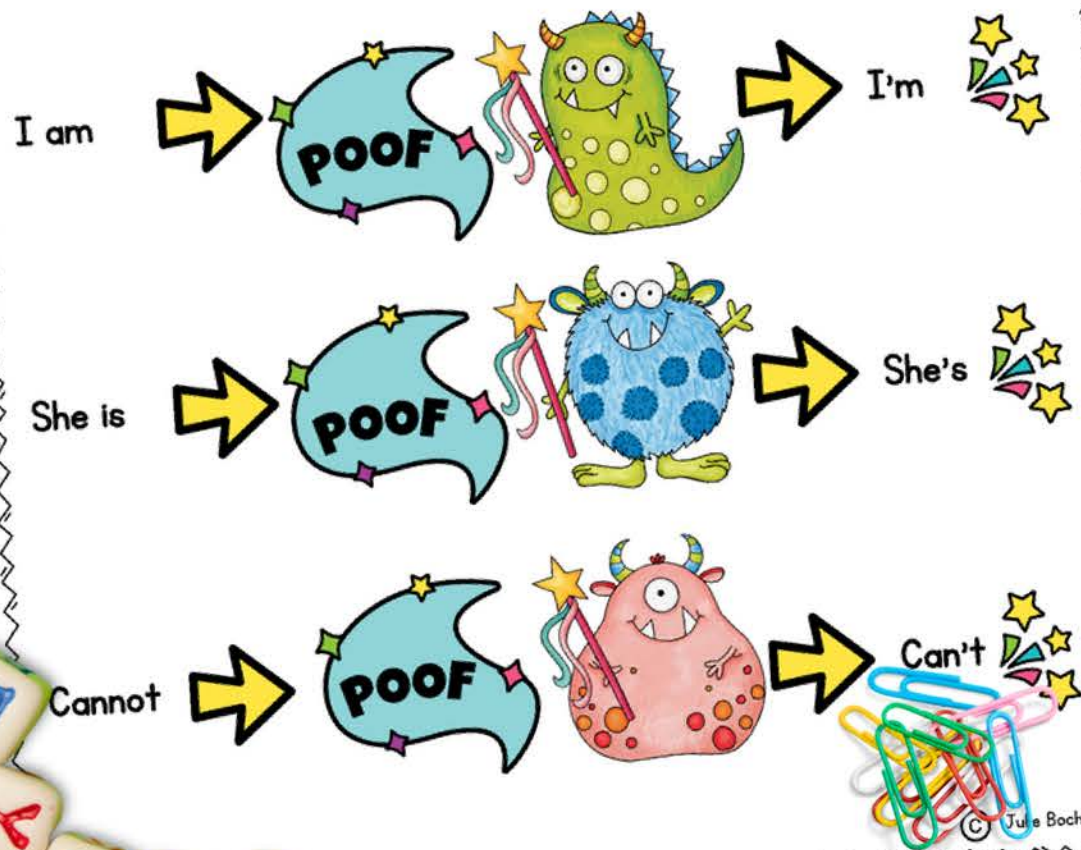
VIDEO & PRINTABLE STORY WITH ANCHOR CHART

CONTRACTIONS

A shorter way to say two words.

1. The 1st word stays the same.
2. The 2nd word pops out letters.
3. An apostrophe holds the spot of the missing letters.

Watch the Contraction Creatures do their magic!



THE MAGICAL TALE OF WORD WONDERLAND

In the enchanted land of Word Wonderland, words lived and danced freely, creating poems, stories, and songs. But sometimes, words needed to become smaller to make conversations quicker and smoother. That's where the Contraction Creatures came in. The Contraction Creatures were tiny, cheerful beings with sparkling hats and wands shaped like apostrophes. Their job was to help words shrink into smaller forms called contractions.



Meet one of the Contraction Creatures, Pip.

Pip: "A contraction happens when two words use an apostrophe to take the place of the missing letters. For example, watch what happens to 'do not'."

With a flick and a sparkle, "do not" glowed and twisted.

"We do this to make words faster and easier to say, and to save more with less effort!"

Nearby, another critter named Dot was working with another Contraction Creature while Buzz helped "you are" become "you're." Each creature was creating a magical glow in the air.

"Contractions are like shortcuts," Pip explained. "They help words make sentences flow more smoothly. And with our magic, the letters stay snugly in place."

The Contraction Creatures continued their important work wherever they could shrink when needed. Thanks to their magic, words found a new clarity to Word Wonderland—and to the world beyond.



CONTRACTION CRITTERS PRACTICE PAGES



Contraction Creatures Completion

Help the Contraction Creatures complete their adventure by solving contraction-themed puzzles! Each critter has a task that involves contractions.



Part 1: Word Pair Trail

The Contraction Creatures lost their contractions along the trail. Help them find the correct contraction for each word pair below. Write the contraction in the blank.

1. am → _____
2. we are → _____
3. she will → _____
4. he is → _____
5. do not → _____
6. cannot → _____
7. they will → _____
8. you are → _____
9. it is → _____
10. we have → _____



Part 2: Critter Sentences

Directions: Each Contraction Critter needs your help to complete their sentence! Fill in the blank with the correct contraction.

1. Critter: "I need help reaching the top of the tree because _____ too high!" (it is)
2. Critter: "Oh no, _____ not enough room on the leaf!" (there is)
3. Critter: "Don't forget to pick the berries! _____ delicious!" (they are)
4. Critter: "_____ going to miss the butterfly parade if we don't hurry!" (We are)
5. Critter: "I hope _____ ready for the big climb up the hill!" (you are)



Name: _____ Date: _____

CONTRACTION CREATURES ADVENTURE



Directions: Help the Contraction Creatures Fix Their Magical Sentences!

Part 1

Directions: In each sentence, underline the contraction. Then, write the two words that form the contraction on the lines below.

1. The Contraction Creatures haven't finished their work yet. _____ + _____
2. I didn't see the creatures flying through the air. _____ + _____
3. They weren't happy about the messy sentences. _____ + _____
4. We can't wait to help the Contraction Creatures! _____ + _____
5. He isn't sure where the missing apostrophe went. _____ + _____

Part 2

Directions: The Contraction Creatures got a little too excited and left out some contractions! Rewrite the sentences below, combining the underlined words into contractions.

1. The creatures are not ready to leave.

2. She did not tell us where the magic wand is.

3. I have not seen the glowing tree yet.

4. Please make a contraction without an apostrophe.


5. Please do not let us forget the apostrophe rule!

© Julie Bochese

Name: _____ Date: _____

Part 3

Directions: The Contraction Creatures left some clues for their favorite contractions. Can you figure out which contractions match the clues?



In each sentence, underline the contraction. Then, write the two words that form the contraction on the lines below.

1. I help when someone says they are not ready. _____
2. I'm often used when someone cannot go to the park. _____
3. I appear when someone did not finish their homework. _____
4. I'm used when someone has not visited Word Wonderland yet. _____
5. I'm a special contraction for when someone will not follow the rules. _____

Part 4: Creative Challenge

Directions: Write a short sentence for each of these contractions. Include a fun detail about Word Wonderland in each sentence!

1. haven't

2. can't

3. won't

4. isn't

© Julie Bochese



CONTRACTION CRITTER STORY

Name: _____ Date: _____

A DAY IN THE LIFE OF THE CONTRACTION CREATURES

Directions: The Contraction Creatures are having an adventure in Word Wonderland! Write a short story about their day. Use at least 10 contractions in your story. Circle each contraction you use, and write the word pair next to it in parentheses. For example: (I'm) (I am). Be creative and have fun!

Story Starter:

This morning, the Contraction Creatures woke up feeling excited. "We're going on a big adventure today!" said Poe. They packed their bags and left their cozy Critter Hollow. Along the way, they met new friends, explored the woods, and even found a treasure chest. What happened next? It's up to you to decide!

Planning Section

1. Where are the Contraction Creatures going?

2. What problem do they solve during their adventure?

3. Which Contraction Creatures will speak in your story?

Checklist for Your Story:

- Use at least 10 contractions.
- Circle each contraction and write its word pair next to it.
- Include a beginning, middle, and end.
- Make your story fun and imaginative!

Example Contractions to Use:

- I'm
- don't
- they're
- we'll
- she's
- can't
- you're
- it's
- we've
- that's

© Julie Bochese

Name: _____ Date: _____

CONTRACTION CREATURES STORY


Directions: The Contraction Creatures need your help to fix a story about their latest adventure in Word Wonderland. The story is missing contractions, and they want you to fix it to make it smooth and magical!

Read the story below carefully.

Find places where two words can be combined into a contraction.

Underline each word pair you find to show the Contraction Creatures your hard work.

Write the contractions on the lines below.



The Contraction Creatures are excited about their new project. They do not want to waste any time getting started. Pip says, "We are not going to leave until the work is done!"

Buzz agrees, "We cannot forget to use our magical apostrophe wands!"

The creatures did not realize how many words they needed to shrink. "There is not enough time to finish everything today," said Dot.

Pip replied, "We will not give up! We have not ever failed before, and we are not going to fail now!"

By the end of the day, the Contraction Creatures had shrunk hundreds of words. "We did not think we could do it, but we did!" said Buzz. "Now we cannot wait to share our work with everyone in Word Wonderland!"

1. _____
2. _____
3. _____
4. _____
5. _____
6. _____
7. _____
8. _____
9. _____
10. _____

© Julie Bochese

Name: _____

Date: _____

Handwriting practice lines consisting of a solid top line, a dashed middle line, and a solid bottom line.



BINGO

CALL OUT CARDS

I am	do not	they are	w	she is
cannot	you are	he will	it is	we have
s	you're		are not	is not
will not		we are	she w	
they have	what is	who is	did not	I w

Name: _____

CONTRACTION BINGO

Materials

- BINGO Boards: Boards with contractions randomly placed on them.
- Call-Out Cards: Cards with word pairs (e.g., I am, do not, we have).
- Markers: Small tokens, buttons, smarties, or dry-erase markers to mark squares.

Directions for the Teacher:

1. Preparation:

- Print the BINGO boards (provided below).
- Print and cut out the Call-Out Cards.

2. How to Play:

- Hand out a BINGO board to each student.
- Have students write the contractions in a random order on their BINGO board.
- Shuffle the Call-Out Cards and randomly draw one at a time.
- Read the word pair on the card aloud (e.g., I am).
- Students must find the contraction that matches the word pair on their board (e.g., I'm) and mark it.

3. Winning the Game:

- Students win by marking a row, column, or diagonal on their board.
- For extra fun, you can play "Blackout" (mark all squares).


4. Review:

- After a student wins, go over the matches together to reinforce learning.

I'm	it's	we're
don't	we've	she'll
they're	that's	I've
we'll	you've	they've
she's	aren't	what's
can't	isn't	who's
you're	won't	didn't
he'll	he's	I'd


© Julie Boches

ASSESSMENT



Name: _____ Date: _____

CONTRACTION CREATURES ASSESSMENT



Part 1: Identify the Contractions

Directions: Read the sentences below. Circle the contraction and write the two words that make up the contraction in the blank. Some sentences may have more than one.

1. The Contraction Creatures said, "We're ready for our big adventure!"
 _____ → _____

2. "Don't forget to pack your snacks," said Creature Can't.
 _____ → _____

3. Creature She'll packed her map and flashlight for the hike.
 _____ → _____

4. "It's going to be an exciting day," said Creature It's.
 _____ → _____

5. Creature They've already set up the treasure hunt.
 _____ → _____



Part 2: Match the Word Pair to Its Contraction

Directions: Match the word pair to its correct contraction.

Word Pair
1. I am
2. do not
3. they are
4. we will
5. she is

Contraction
a. we'll
b. I'm
c. don't
d. they're
e. she's

Name: _____ Date: _____

Part 3: Choose the Correct Contraction

Directions: Circle the correct contraction to complete each sentence.

The Creatures know _____ going to find the treasure.

- a. you're
- b. your

Creature Can't whispered, "_____ not sure where the map leads."

- a. Were
- b. We're

Creature hope _____ ready to hike up the hill!" said Creature I'm.

- a. you're
- b. your

Creatures asked, "_____ the fastest way to the treasure?"

- a. What's
- b. What is

Creature Don't said, "_____ bring the snacks?"

- a. Who'll
- b. Who will

_____ the Blanks
 _____ in the blanks using the correct contraction.

- _____ holding the treasure map. (She is)
- _____ climbing the tallest hill. (They are)
- _____ found the treasure chest! (We have)
- _____ forget the snacks. (Do not)
- _____ time to celebrate the big adventure! (It is)

_____ answer
 _____ two sentences about what happens next.
 _____ at least two contractions in each sentence.



Terms of Use



How Can I Use This Resource?

Thank you for trusting MagiCore®. Our mission is to create resources that support teachers and promote student success. Please note that this resource is licensed for use by a single teacher in a classroom setting. If you need to use this resource with more than one teacher and/or across multiple classrooms, additional licenses are available at a discount. You can purchase additional licenses by visiting your TPT "Purchases" page and then selecting "Download Additional Licenses" or by contacting me at julie@magicorelearning.com.



Good to Go



Not O.K.

- Use this resource personally or with your own children
 - Use this resource in your own classroom with your students.
 - Provide this resource to your students to use at your instruction.
 - Print and/or copy for use in your own classroom.
 - Provide printed pages to a substitute teacher with the sole purpose of instructing your students.
 - Share with your students via a secure document portal or electronic learning platform that requires individual user verification and limits access to only the students in your own classroom (e.g. Google Classroom)
 - Review this resource with others with the sole purpose of recommending it to others for purchase, provided you share one of the links below:
- Share with others to use personally.
 - Share with others to use in another classroom.
 - Print or copy any page(s) and distribute them to other teachers or other classrooms.
 - Publish or host online in a manner where any of the material is accessible to anyone who is not a student in your own classroom, including but not limited to personal, classroom, or district websites that are accessible to the general public.
 - Use this resource commercially (e.g. Outschool).
 - Publish, sell, or otherwise distribute this product to anyone in manner inconsistent with these terms of use.

<https://magicorelearning.com/> <https://www.teacherspayteachers.com/Store/Magicore>

© Copyright 2025. All rights reserved. The unlicensed reproduction or distribution of this product is strictly prohibited. Permission is granted to the original purchaser or licensee to make copies to use with students and/or to assign to students digitally providing it is only available to students being taught directly by the purchaser. Posting this product online in any manner where it can be accessed by the general public is strictly forbidden. Commercial use, including but not limited to online or in person classes, is prohibited. Contact julie@magicorelearning.com for commercial licensing information. Sharing without permission or hosting online in a public manner is a violation of the Digital Millennium Copyright Act (DMCA). These terms may be updated at any time. You can see the most up to date Terms of Use at

<https://magicorelearning.com/terms-of-use>. MagiCore® is a registered trademark of Common Core Kingdom, LLC.