

DIGITAL LESSON

LIGHTNING
LESSON

ENERGY CONVERSION DEVICE



DIGITAL LESSON

ENERGY CONVERSION DEVICE



KEY VOCABULARY



INTRODUCE ENERGY
CONVERSION DEVICE VIDEO



"LIGHT THE WAY
790L" READER



ENERGY CONVERSION
DEVICE SIMULATOR

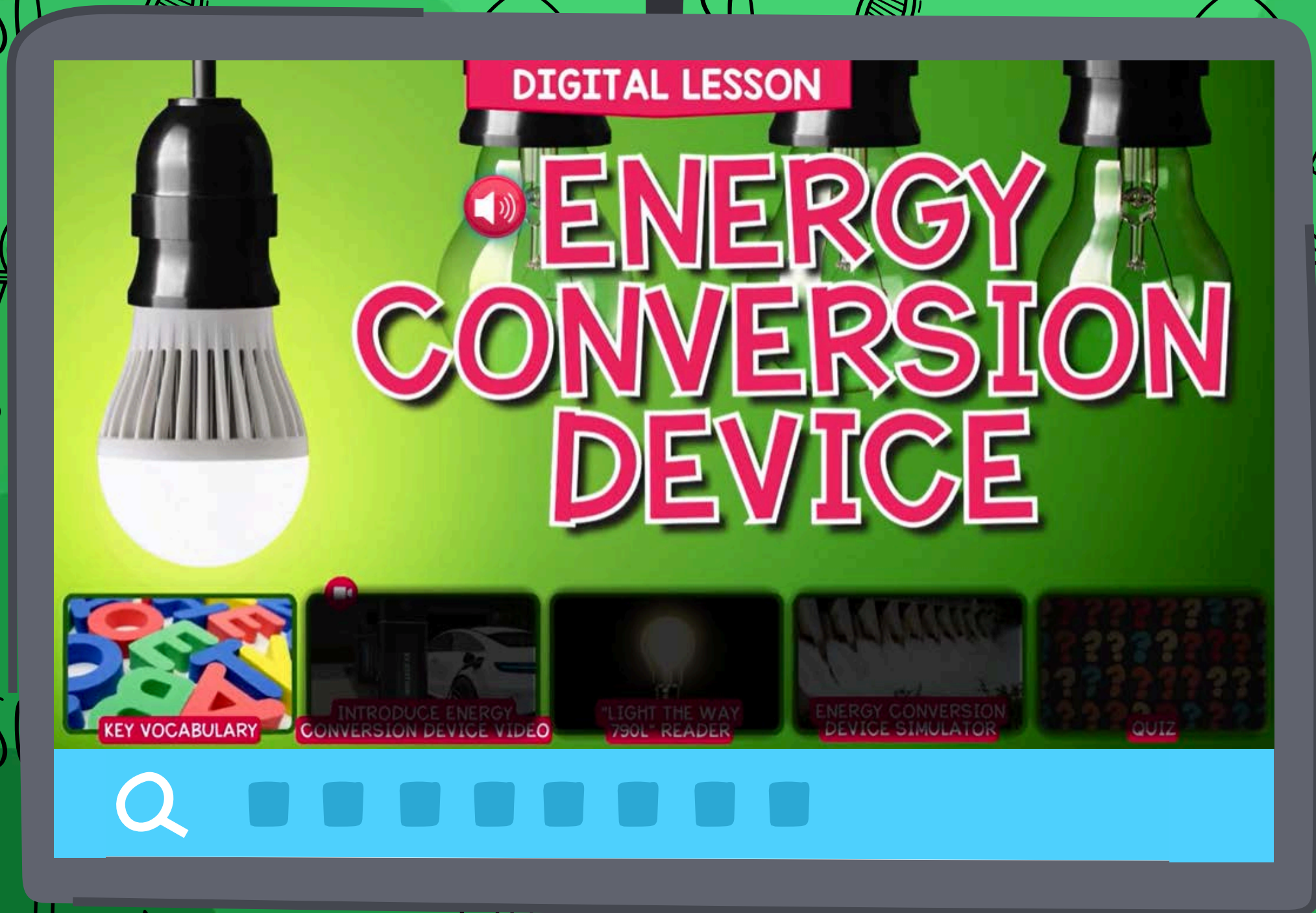


QUIZ

WHAT ARE LIGHTNING LESSONS?

Short, engaging, fully digital
lessons that:

- Introduce and Build Tier 3 Academic Vocabulary
- Introduce Key concepts with engaging videos or digital lessons
- Include a Practice Activity
- Include a short quiz or assessment



EASY TO NAVIGATE HUB

Perfect for whole class instruction on a smart board or projector.

★ or ★

Independent student work, center, or intervention

Point the dial at each of the words to find out what the vocabulary words mean!



Innovative Devices

Energy Conversion

Kinetic Energy

Potential Energy

Thermal Energy

Electrical Energy

Light Energy

Chemical Energy

Hydroelectric Energy



Potential energy is the energy stored in an object because of its position or state. For example, a rock at the top of a hill has potential energy because it can roll down and move due to gravity.



CONTINUE

INTERACTIVE VOCABULARY CARDS

- Introduce Tier 3, Academic Vocabulary
- Audio
- Interactivity

ENERGY CONVERSION DEVICES

Video Mini Lesson

ORIGINAL VIDEO LESSON BY MAGICORE ACADEMY

Introduces concept and key
vocabulary

Click on the steps as they appear to see what happens during the energy process!



INTERACTIVE ACTIVITY

Short activity to
practice concepts
learned in video lesson



AWESOME!




You made it to the end!

Credits

[https://commons.wikimedia.org/wiki/File:A_Portrait_of_Joseph_Swan_\(9672405418\).jpg](https://commons.wikimedia.org/wiki/File:A_Portrait_of_Joseph_Swan_(9672405418).jpg)>Tyne & Wear Archives & Museums, No restrictions, via Wikimedia Commons

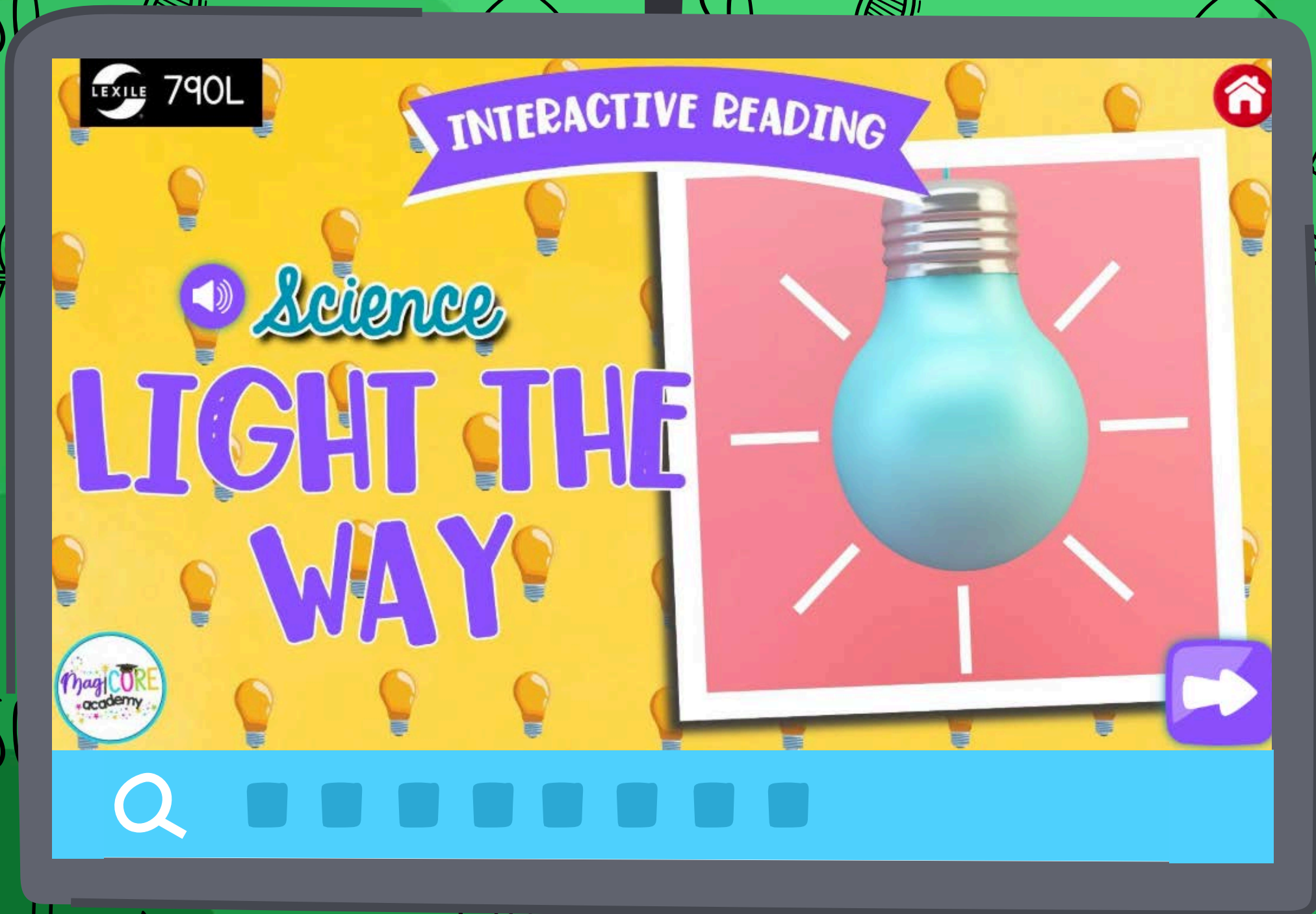
[https://commons.wikimedia.org/wiki/File:This_poster_is_from_the_Swan_Collection_of_Tyne_/_26_Wear_Museums,_held_at_the_Discovery_Museum_in_Newcastle_upon_Tyne_\(9672405368\).jpg](https://commons.wikimedia.org/wiki/File:This_poster_is_from_the_Swan_Collection_of_Tyne_/_26_Wear_Museums,_held_at_the_Discovery_Museum_in_Newcastle_upon_Tyne_(9672405368).jpg)>Tyne & Wear Archives & Museums, No restrictions, via Wikimedia Commons

https://commons.wikimedia.org/wiki/File:Edison_bulb.jpg>Uploaded at enwp by User:Alkivar, <http://creativecommons.org/licenses/by-sa/3.0/>>CC BY-SA 3.0, via Wikimedia Commons



SELF ASSESS

Immediate student or class feedback on activities and multiple choice questions.



INTERACTIVE READER

- Standards Based
- Lexile Leveled
- Nonfiction
- Application of Science Skill
- Interactive
- Quiz based on reader

 3. How do solar panels contribute to sustainable energy use? 

- a) They use chemical reactions to generate electricity from sunlight.
- b) They convert mechanical energy from moving parts into electrical energy.
- c) They convert light energy from the sun into electrical energy.
- d) They transform thermal energy from the sun into chemical energy.



SUBMIT



QUIZ

- Multiple choice and short response questions
- Encourages students to refer back to the video
- Multiple choice questions give immediate feedback to students

Balanced & Unbalanced Forces Answer Recording Sheet

Type your name here



- Activity 1a: The car hit the wall.
- Activity 1b: The wall pushes back against the car.
- Activity 2: Answered Correctly
- Activity 3: Scientists use crash test dummies to study unbalanced forces. They put sensors all over the dummies body to measure the forces they feel. Then, they mimic real car crashes in a lab so they can measure the forces a human would experience.
- Quiz 1: Force is a push or pull on an object.
- Quiz 2: Answered Correctly
- Quiz 3: When a car is moving down the highway.
- Quiz 4: Unbalanced forces happen when the forces are not equal.
- Quiz 5: The foot has more force than the ball and gravity.
- Quiz 6: The ball stops because the forces become balanced.
- Quiz 7: They can help us stay safe like the example with crash test dummies.



TEACHER REVIEW

Student responses are reported at the end of the lesson for students to print or teachers to review.